

A joint collaboration between Stark County Public Health Agencies:

Alliance City Health Department

Canton City Public Health

Massillon City Health Department

Stark County Health Department

Stark County, Ohio

May 26, 2022 Epi Report

<p>COVID-19 Snapshot Stark County, Ohio as of 12:00pm May 26, 2022</p>	<p>May 11, 2022-May 26, 2022 Number of Confirmed & Probable Cases in Stark County 981 Rate per 100,000 in Stark County Population 264.70 CDC COVID-19 Community Level: Low 5/19/2022</p>
---	---

Confirmed Cases	Probable Cases	Hospitalized Confirmed & Probable Cases	Age Range
Total: 67,973	Total: 13,904	Yes: (includes ICU) 4,192	Confirmed Cases: <1-108
Active/Open Cases: 199	Active/Open Cases: 53		Hospitalized in Confirmed Cases: <1-105
Closed: (includes Deaths) 67,774	Closed: (includes Deaths) 13,851	Yes, ICU: 203	Deaths in Confirmed Cases: <1-108
Closed due to Death: 1,548	Closed due to Death: 232		

All data contained is preliminary and is subject to change as more information is reported to Ohio Department of Health (ODH). Data is as of 2:00 AM on 5/26/2022. Cases from previous days are likely to change as more information is entered. Caution should be exercised as data is subject to change. Numbers may differ from ODH depending on time data was accessed.

For questions regarding this report, please contact:

Amanda Archer, MPH aarcher@cantonhealth.org

Jessica Boley, RD, LD jboley@cantonhealth.org

Chelsea Sadinski, MPH SadinskiC@starkhealth.org



Stark County Epi Situational Report-COVID-19

Table 1 as of: 5/26/2022 12:00PM

Next report scheduled: 6/2/2022

Cases Reported to Stark LHDs		
Data from 3/2/2022-5/26/2022 (12-weeks)		
Positive/Confirmed	1,740	
Hospitalized	145	8.33%
ICU Admissions	7	0.40%
Deaths in Confirmed Cases	6	0.34%
Probable Cases	629	
Deaths in Probable Cases	2	

Cases Reported to Stark LHDs		
Cumulative Data as of 5/26/2022 12:00		
Positive/Confirmed	67,973	
Hospitalized	4,104	6.04%
ICU Admissions	199	0.29%
Deaths in Confirmed Cases	1,548	2.28%
Probable Cases	13,904	
Deaths in Probable Cases	232	

Descriptive Statistics for Stark County Confirmed Cases: Data from 3/2/2022-5/26/2022

Gender			
	Confirmed Cases		Deaths
Male	694	39.9%	3
Female	1,040	59.8%	3
Unknown	6	0.3%	0
Total	1,740		6

Ethnicity			
	Hispanic	Non-Hisp	Unknown*
Count	31	1,352	357
%	1.8%	77.7%	20.5%

Race							
	White	Black	Asian/Pacific Islander	American Indian/Alaskan Native	Other	Multiple Races	Unknown*
Count	1,331	143	18	1	71	52	124
%	76.5%	8.2%	1.0%	0.1%	4.1%	3.0%	7.1%

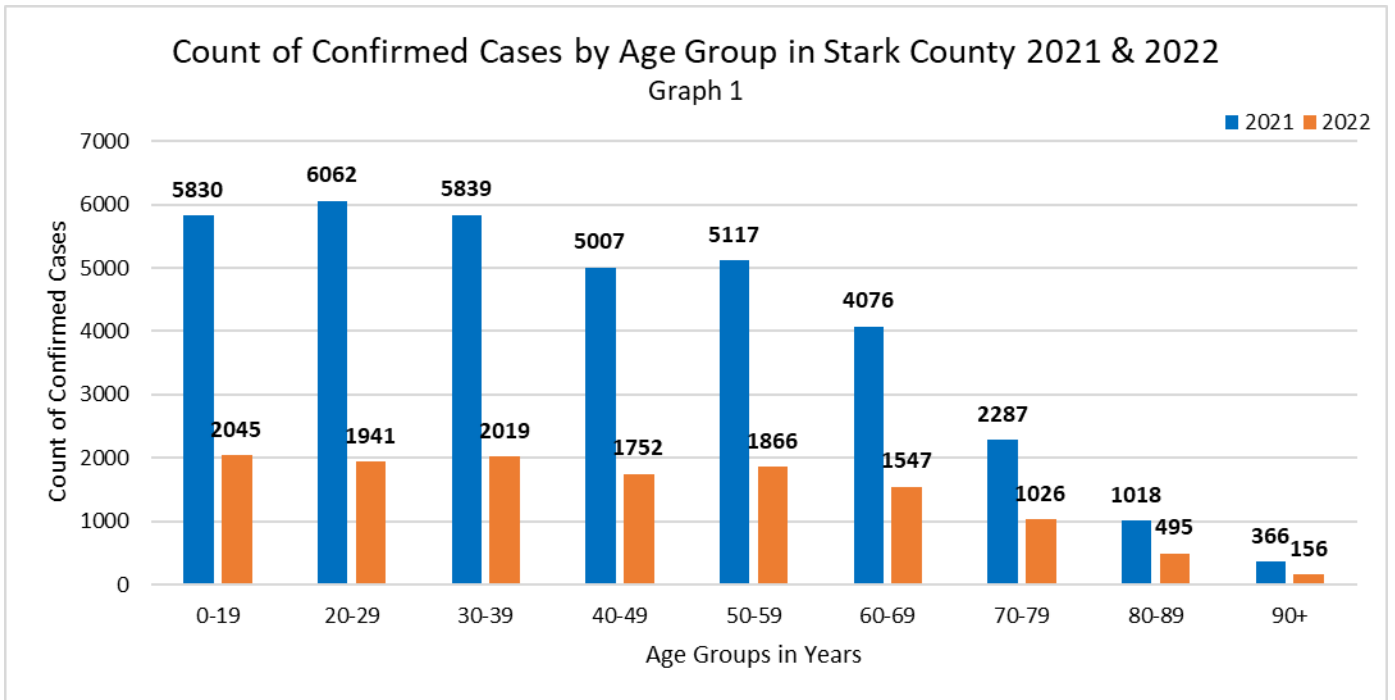
*Unknown counts includes refused to answer responses

Hospitalization Information for Stark County Confirmed Cases-Cumulative Counts

Hospitalized			If hospitalized, in ICU?			Discharged from Hospital
Yes	4,104	6.0%	Yes	199	5%	Due to incomplete information, discharge data will no longer be reported.
No	58,661	86.3%	No	3,905	95%	
Unknown	5,208	7.7%				

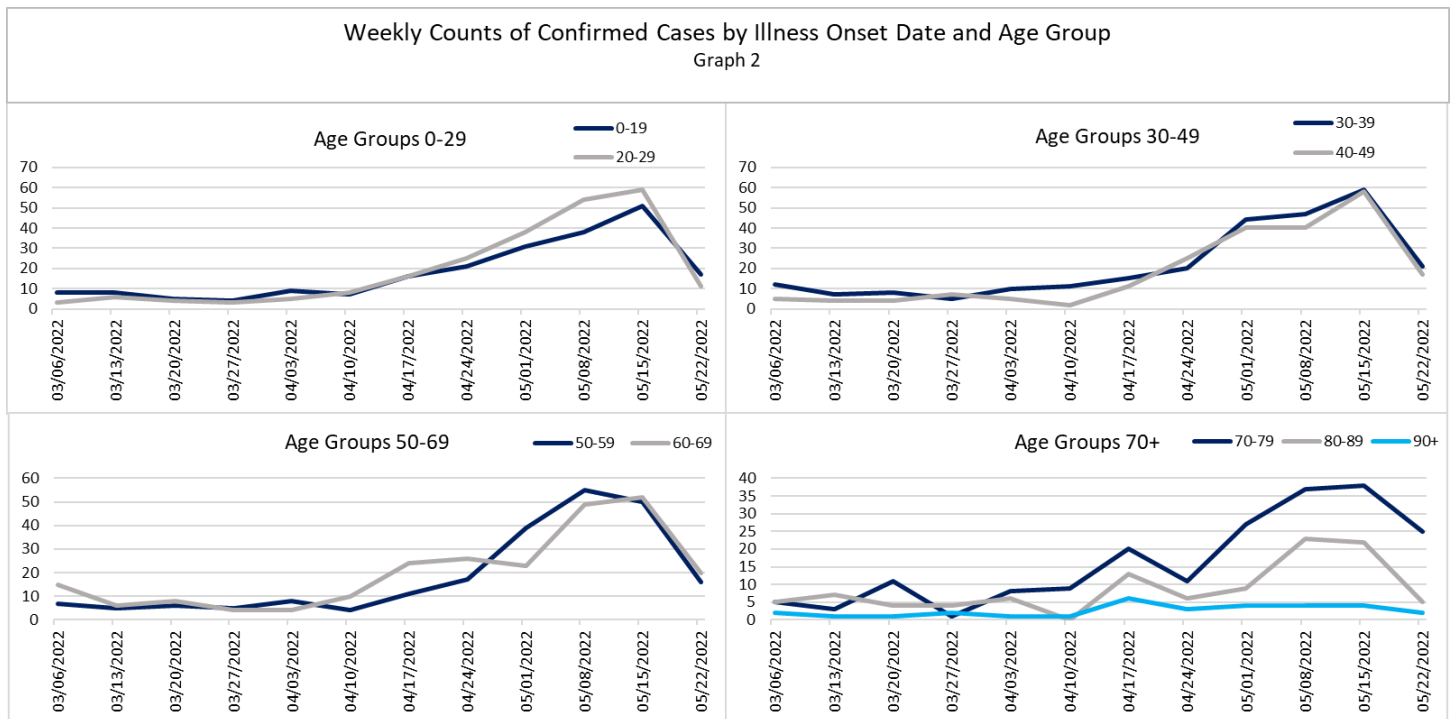
Stark County Vaccination Update as of 5/26/2022

Current Vaccination Groups Eligible	Vaccine Started	Vaccine Completed
Persons aged 5 and over	213,052	Count: 200,895
	57.49% of population	54.21% of population

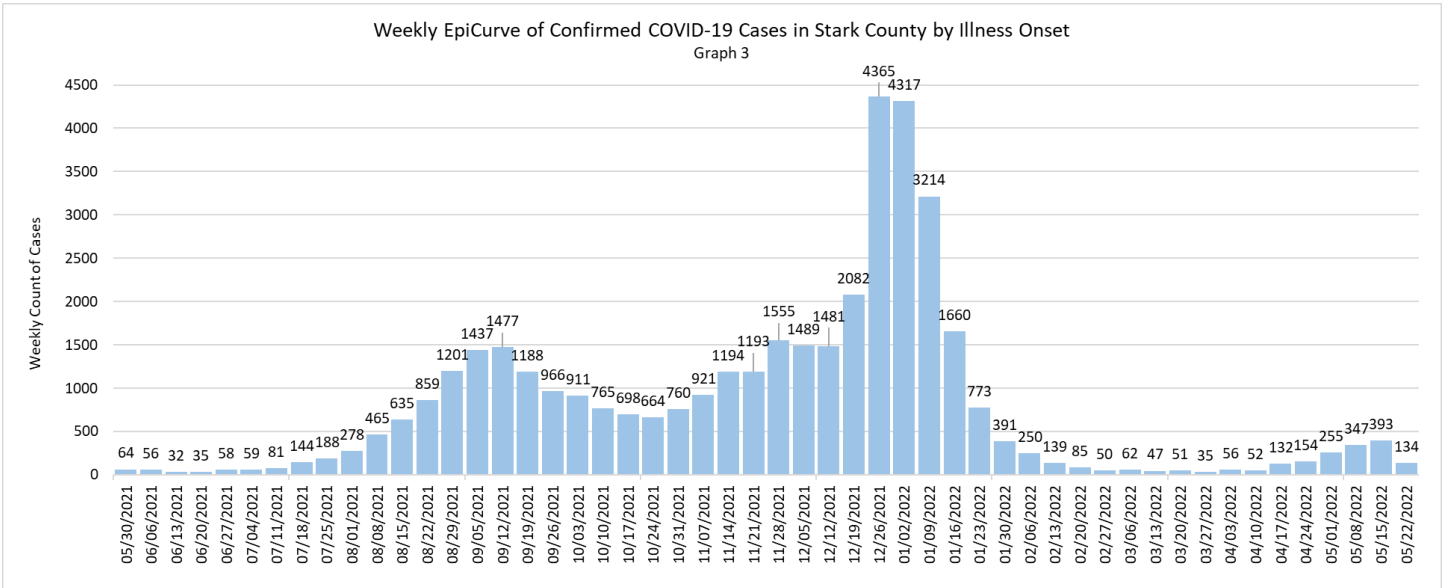


Graph 1 shows the cumulative number of confirmed cases by age group for 2021 and 2022. There are 2 from 2021 and 3 from 2022 confirmed case in which date of birth is currently unknown and not shown in graph above.

Graph 2 shows a breakdown of confirmed cases by week by age groups. As with all data contained in this report, caution is advised when looking at the past 2-3 weeks of data due to delays in testing results. Only 12 weeks of data is shown in graphs below. Please be aware that all 4 graphs have differing y-axis (vertical axis) to best show differences in case counts from week to week.

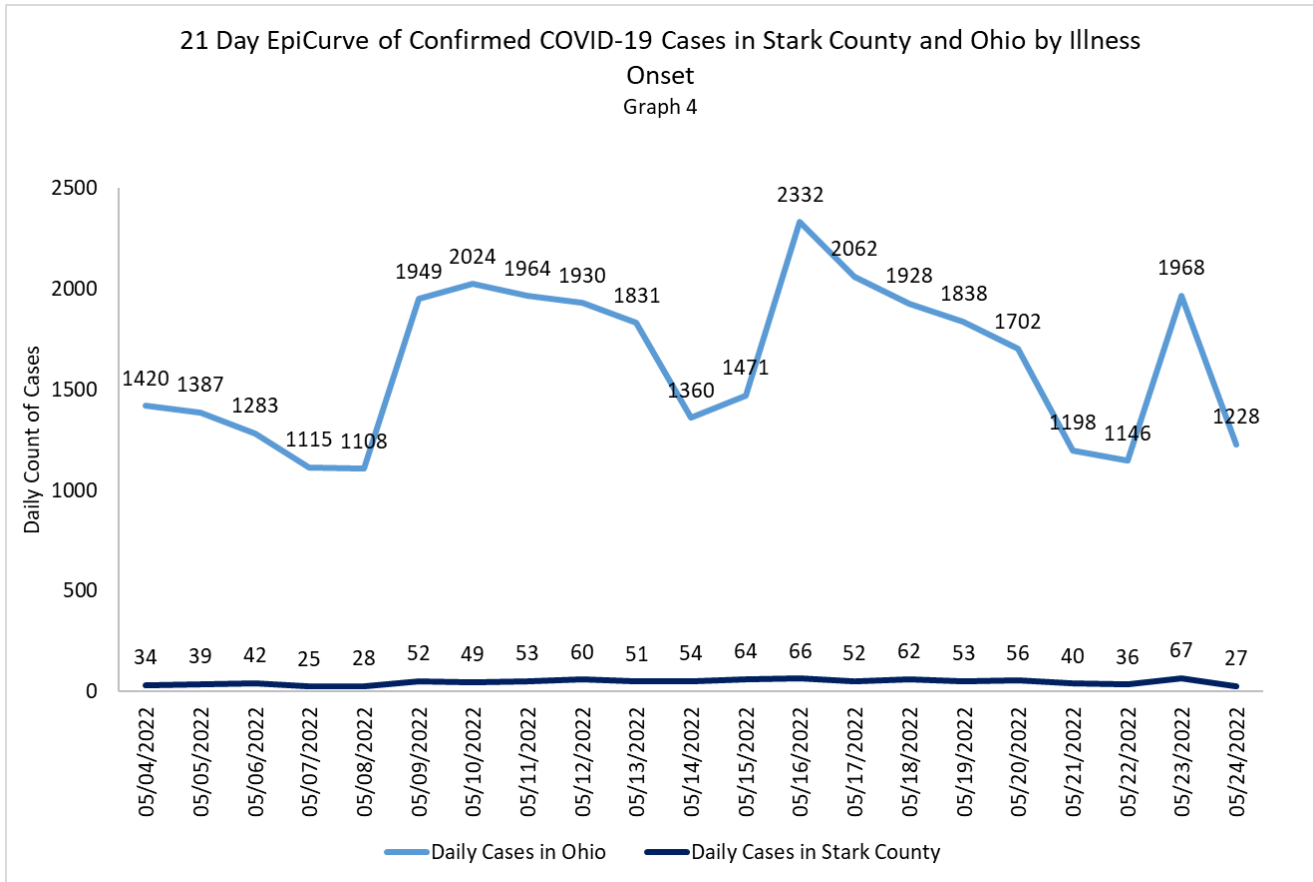


EPIDEMIOLOGICAL REPORT ON COVID-19



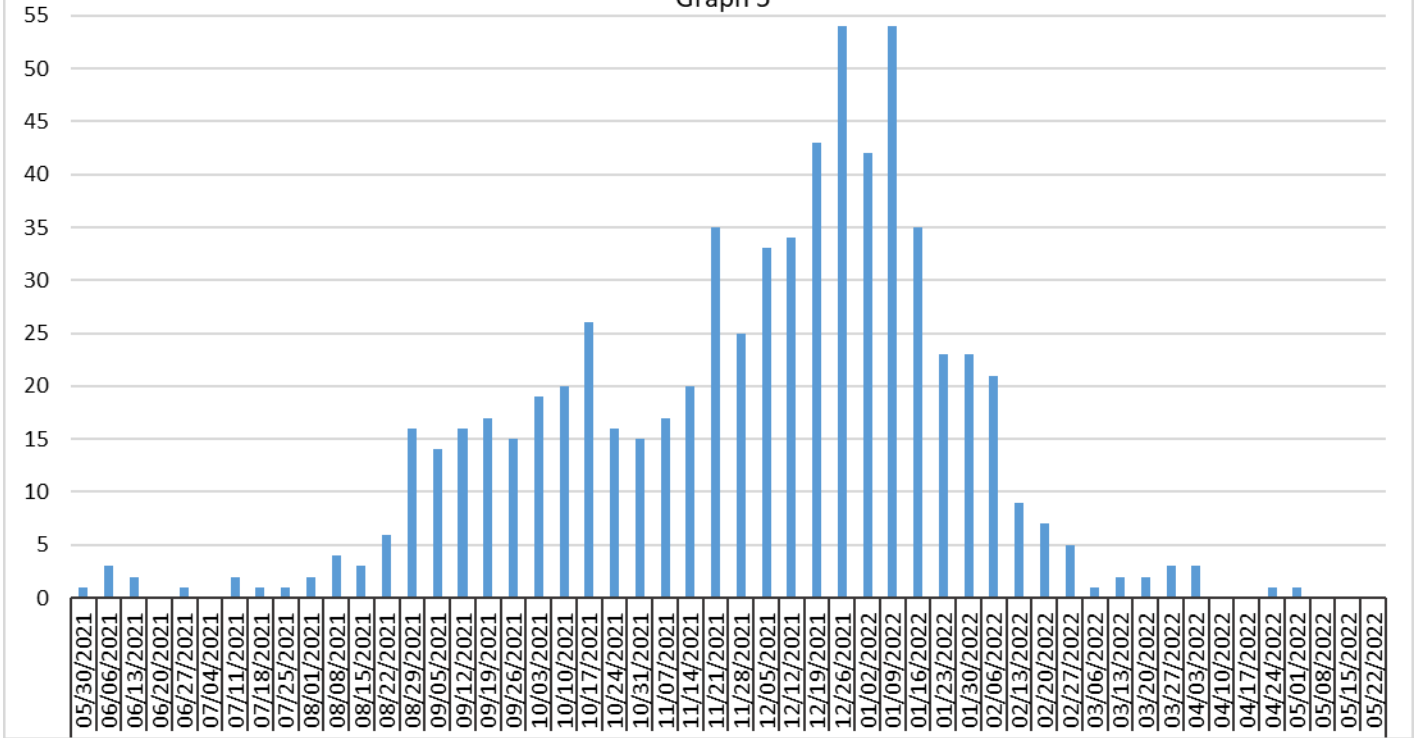
Graph 3 shows the EpiCurve which displays the total number of laboratory-confirmed cases per week, based on the illness onset date for Stark County. If the illness onset date is not available, the earliest known date is utilized, which could be the date the specimen was collected, the date of the test results or the date reported to the local health department. Counts will change as additional information is collected. Stark County’s first confirmed case reported an illness onset date of 2/25/2020 but graph only contains 52 weeks of data.

To help highlight short-term daily changes, Graph 4 shows daily counts of laboratory confirmed cases for a 21-day period.



Count of Deaths in Confirmed Cases by Week

Graph 5

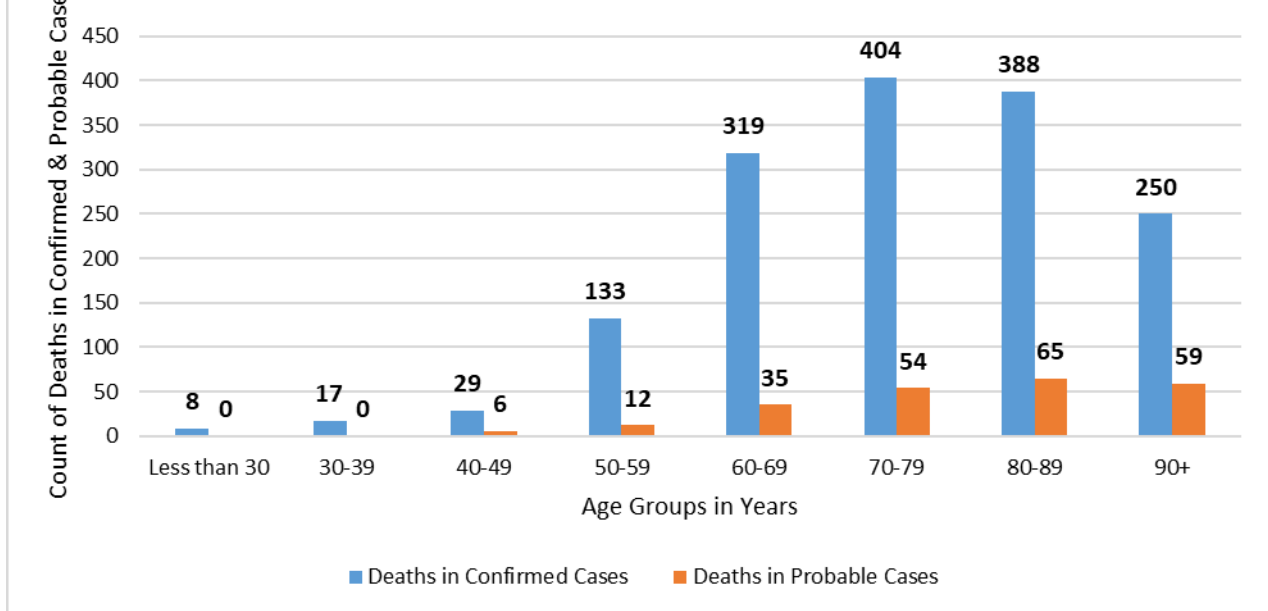


Graph 5 is a breakdown of death counts in laboratory-confirmed cases by week in which the death occurred. Includes only deaths reported to the local health department as of 2:00 AM 5/26/2022. This isn't an automated process which is why it may be a week or longer for a death to be documented. **Please see last page of report for additional information regarding deaths.**

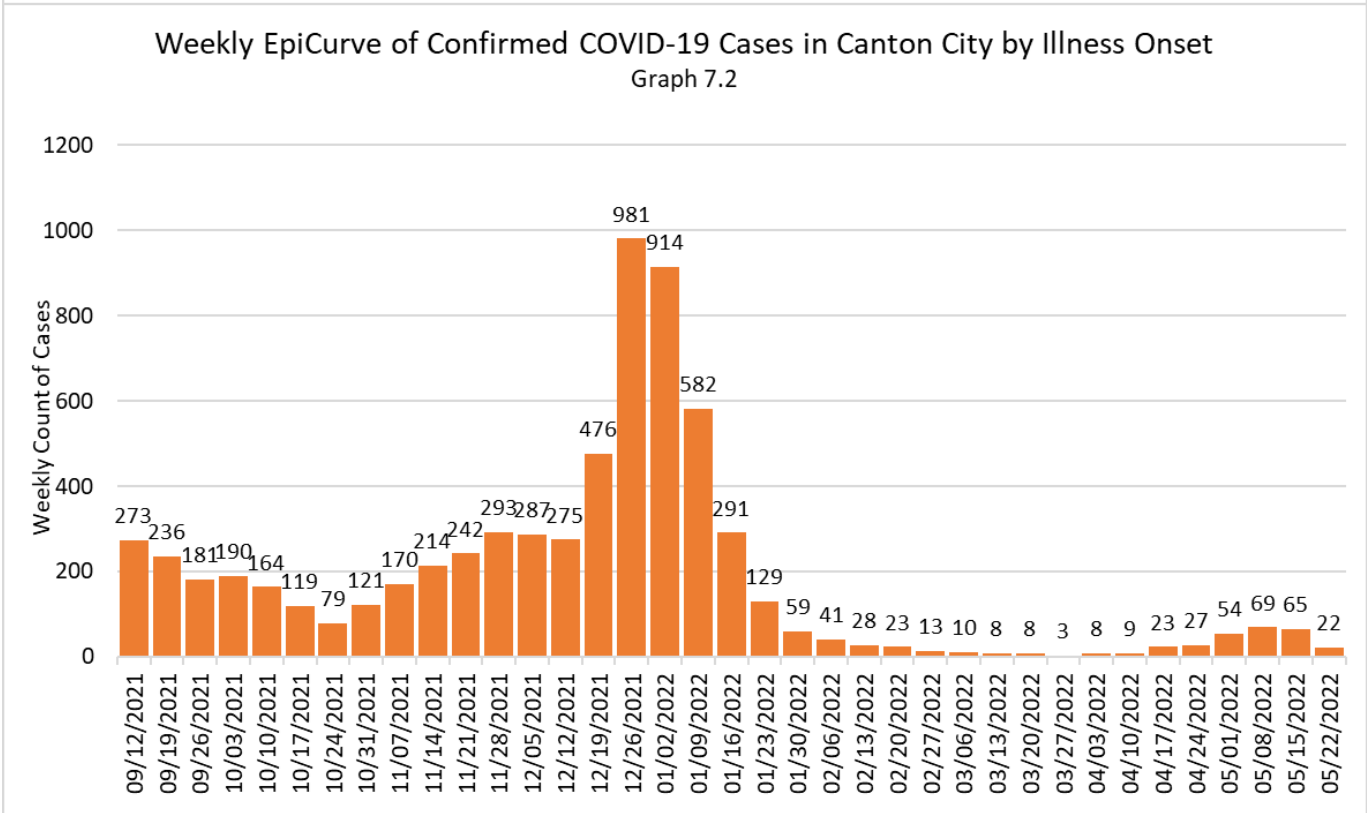
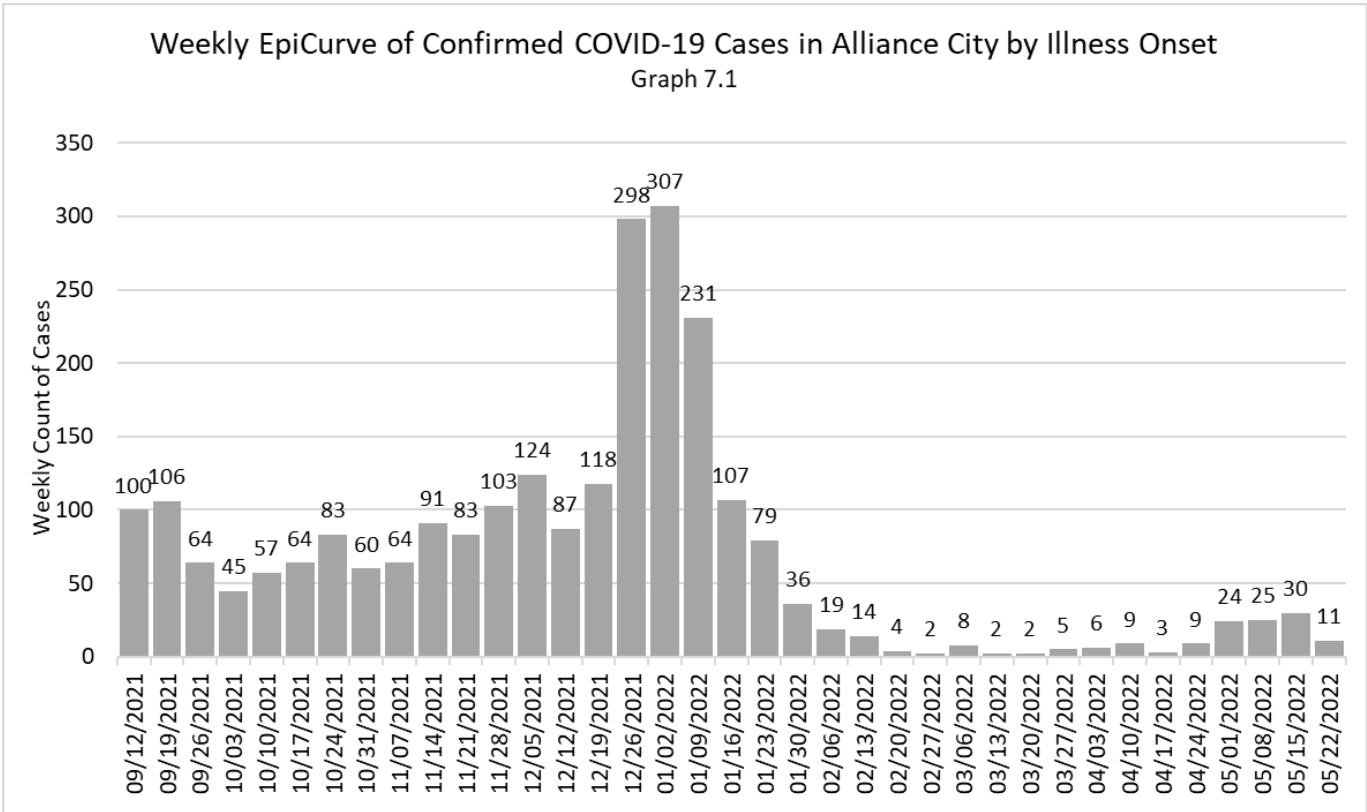
Graph 6 shows the breakdown in deaths in confirmed and probable cases by age group.

Count of Deaths in Confirmed & Probable Cases by Age Group

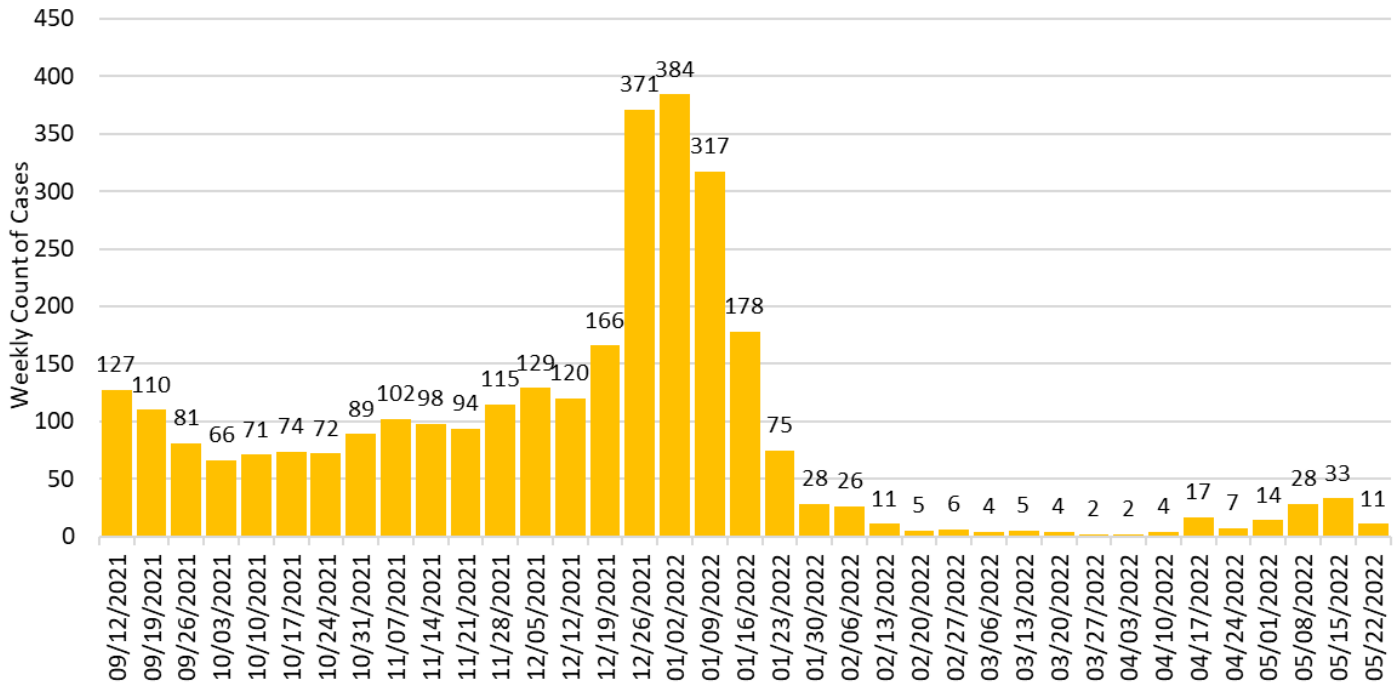
Graph 6



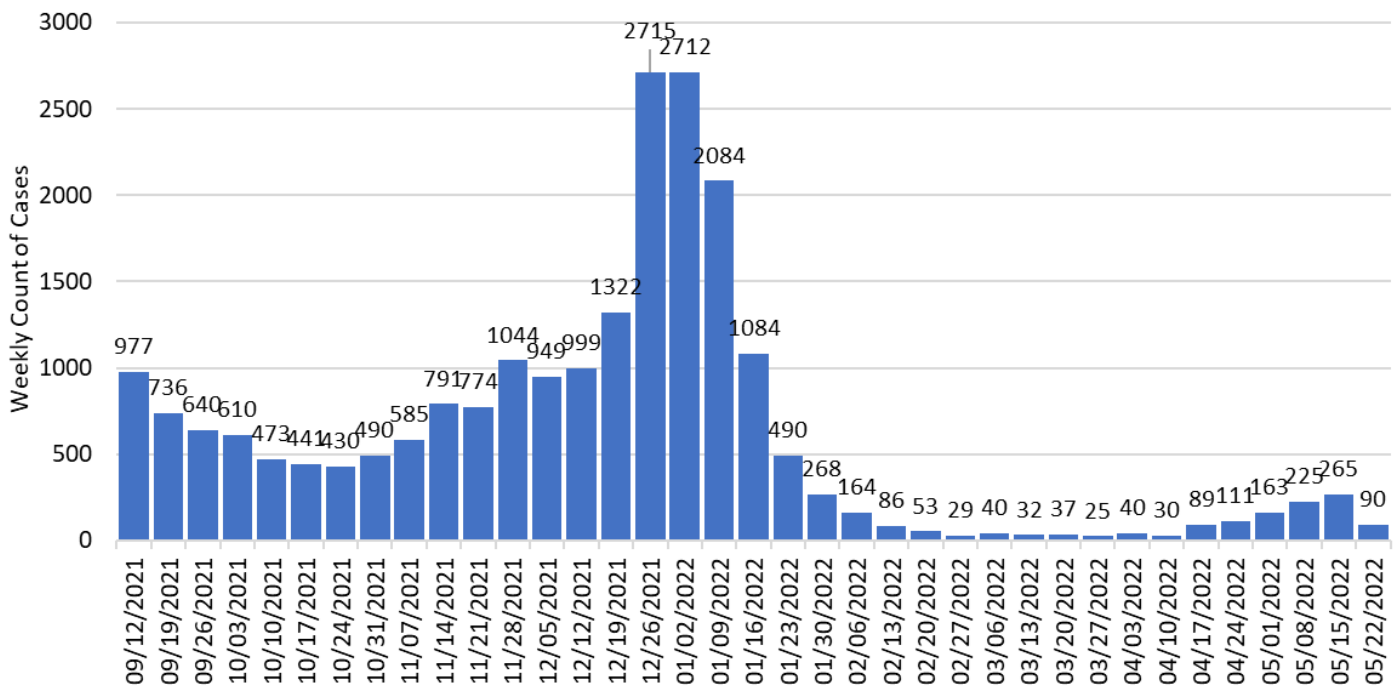
To give health jurisdictions a clearer picture of cases within the 3 city limits and outside of those city limits, new graphs have been added. Graphs 7.1, 7.2, 7.3 are for each of the 3 city centers in Stark County. Graph 9.4 is for cases that occurred in residents outside of the 3 city limits. Please be aware that all 4 graphs have differing y-axis (vertical axis) to best show differences in case counts from week to week.



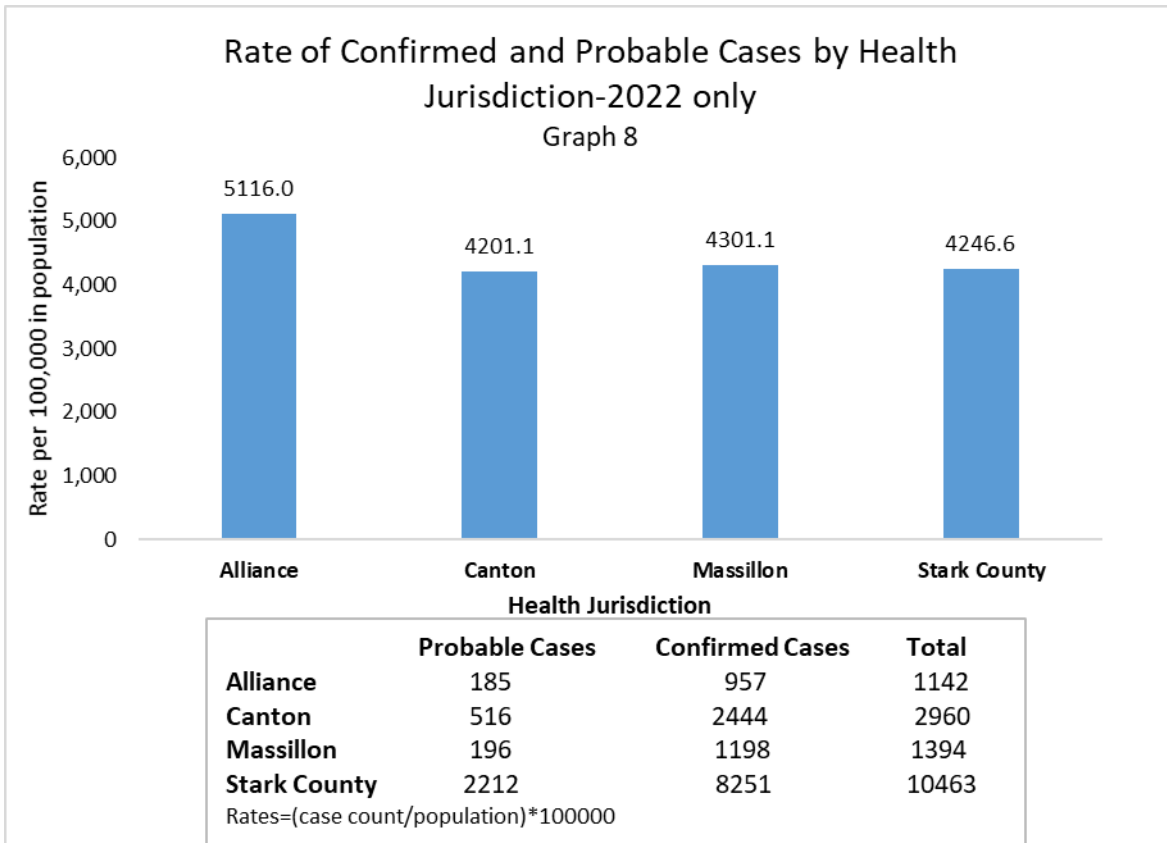
Weekly EpiCurve of Confirmed COVID-19 Cases in Massillon City by Illness Onset
Graph 7.3



Weekly EpiCurve of Confirmed COVID-19 Cases outside 3 city limits by Illness Onset
Graph 7.4



Graph 8 shows the rate of cumulative confirmed and probable cases by Stark County jurisdictions. Alliance, Canton and Massillon jurisdictions covers those within those particular city limits. Stark County jurisdiction covers all other areas outside of those three city limits. Rates calculated by 2018 population census data.



Background from www.cdc.gov: Coronavirus disease 2019 (COVID-19) is a respiratory illness that can spread from person to person. The virus that causes COVID-19 is a novel coronavirus that was first identified during an investigation into an outbreak in Wuhan, China.

Case definitions revised 9/22/2021

Confirmed

- Meets confirmatory laboratory evidence.
- o NOTES: Asymptomatic infections are reportable as confirmed cases. In some cases, a SARS-CoV-2 genomic sequencing result may be available without an associated positive PCR result. These records should be classified as a confirmed case; however, public health action may be limited as SARS-CoV-2 genomic sequencing assays are non-diagnostic tests and generally not CLIA-validated.

Probable

- Meets presumptive laboratory evidence AND was reported on or after November 1, 2020; OR
- o For reports received prior to November 1, 2020: meets presumptive laboratory evidence AND either clinical criteria OR epidemiologic linkage; OR
- Meets clinical criteria AND epidemiologic linkage with no confirmatory or presumptive laboratory testing performed for SARS-CoV-2; OR
- Meets vital records criteria with no confirmatory laboratory evidence for SARS-CoV-2.

Counts and rates are based on date of illness onset. If onset date is unknown, the earliest known date is utilized. Any rates based on counts less than 10 are considered unreliable and caution should be exercised when interpreting. Due to testing restrictions, data may be skewed. Report compiled by Canton City Public Health.

Data is sourced from: coronavirus.ohio.gov, ODH data warehouse, and census.gov. “These data were provided by the Ohio Department of Health. The Department specifically disclaims responsibility for any analyses, interpretations or conclusions.”

Beginning March 2, 2021, ODH changed from using Ohio Disease Reporting System (ODRS) for mortality data to utilizing Electronic Death Registration System (EDRS) data. This allows only deaths which have been verified by the CDC’s National Center for Health Statistics (NCHS) to be included on the ODH website. This data is not updated daily. For the time being, Stark County will continue to utilize mortality data for ODRS with the disclaimer that data is considered preliminary and subject to change.

For information regarding test priorities, please visit: <https://coronavirus.ohio.gov/static/docs/COVID-19-Testing-Guidance.pdf>

For information regarding testing sites, please visit: <https://coronavirus.ohio.gov/wps/portal/gov/covid-19/testing-centers/>

For information on Restart Stark, including guidance and resources for Stark County, please visit: <https://coronavirus-response-stark-county-resources-starkcountyohio.hub.arcgis.com/>

For information on testing Statewide, please visit: <https://coronavirus.ohio.gov/wps/portal/gov/covid-19/dashboards/key-metrics/testing>

For information on vaccinations, please visit: <https://coronavirus.ohio.gov/wps/portal/gov/covid-19/covid-19-vaccination-program>