

CITY OF MASSILLON BUILDING DEPARTMENT

2017 MONTHLY PERMITS AND INSPECTIONS BY TYPE WITH YEARLY TOTALS

| PERMITS | JANUARY | FEBRUARY | MARCH | APRIL | MAY | JUNE | JULY | AUGUST | SEPTEMBER | OCTOBER | NOVEMBER | DECEMBER | TOTAL |
|---------------------------|----------------|-----------------|--------------|--------------|------------|-------------|-------------|---------------|------------------|----------------|-----------------|-----------------|--------------|
| Building Permits | 39 | 27 | 59 | 76 | 88 | 70 | 76 | 98 | 86 | 74 | 59 | | 752 |
| Electrical Permits | 27 | 11 | 34 | 16 | 31 | 28 | 30 | 22 | 23 | 31 | 17 | | 270 |
| Plumbing Permits | 4 | 14 | 16 | 10 | 8 | 14 | 17 | 12 | 10 | 16 | 8 | | 129 |
| Heating Permits | 20 | 16 | 29 | 13 | 26 | 39 | 33 | 18 | 19 | 34 | 17 | | 264 |
| Low Voltage Permits | 2 | 1 | 2 | 3 | 0 | 1 | 2 | 0 | 1 | 1 | 1 | | 14 |
| TOTAL PERMITS: | 92 | 69 | 140 | 118 | 153 | 152 | 158 | 150 | 139 | 156 | 102 | 0 | 1429 |
| INSPECTIONS | JANUARY | FEBRUARY | MARCH | APRIL | MAY | JUNE | JULY | AUGUST | SEPTEMBER | OCTOBER | NOVEMBER | DECEMBER | TOTAL |
| Building - Frank Silla | 174 | 160 | 174 | 188 | 194 | 236 | 252 | 274 | 200 | 110 | 70 | | 2032 |
| Heating - Frank Silla | 41 | 30 | 43 | 52 | 65 | 72 | 81 | 78 | 60 | 34 | 5 | | 561 |
| Electrical - Frank Silla | 73 | 75 | 82 | 91 | 102 | 132 | 144 | 152 | 125 | 62 | 55 | | 1093 |
| Building - Jeff Rettberg | 115 | 108 | 97 | 97 | 109 | 124 | 138 | 132 | 93 | 132 | 122 | | 1267 |
| Heating - Jeff Rettberg | 12 | 23 | 10 | 19 | 21 | 28 | 36 | 21 | 17 | 19 | 24 | | 230 |
| Plumbing - Jeff Rettberg | 18 | 26 | 19 | 20 | 25 | 34 | 41 | 18 | 30 | 23 | 31 | | 285 |
| Code Enforcement | 148 | 114 | 136 | 159 | 246 | 186 | 185 | 168 | 80 | 126 | 120 | | 1668 |
| TOTAL INSPECTIONS: | 581 | 536 | 561 | 626 | 762 | 812 | 877 | 843 | 605 | 506 | 427 | 0 | 7136 |

| DESCRIPTION | JANUARY | | FEBRUARY | | MARCH | | APRIL | | MAY | | JUNE | | JULY | | AUGUST | | SEPTEMBER | | OCTOBER | | NOVEMBER | | DECEMBER | | TOTAL | |
|------------------------|---------|--------------|----------|--------------|-------|--------------|-------|--------------|-----|--------------|------|--------------|------|--------------|--------|--------------|-----------|--------------|---------|--------------|----------|--------------|----------|--------------|-----------|--------------|
| | # | Const. Value | # | Const. Value | # | Const. Value | # | Const. Value | # | Const. Value | # | Const. Value | # | Const. Value | # | Const. Value | # | Const. Value | # | Const. Value | # | Const. Value | # | Const. Value | # | Const. Value |
| Dwellings | 1 | 233,000 | 1 | 240,000 | 3 | 375,000 | 1 | 200,000 | | | | | 3 | 400,554 | 8 | 1,164,380 | 4 | 450,500 | 3 | 503,500 | 4 | 510,780 | | | 28 | 4,077,714 |
| Condominiums (Units) | 2 | 260,000 | 2 | 260,000 | 2 | 260,000 | 2 | 260,000 | 2 | 260,000 | 2 | 260,000 | | | | | | | | | | | | 10 | 1,300,000 | |
| Duplexes (Units) | | | | | | | | | | | | | | | | | | | | | | | | 0 | 0 | |
| Multi-Family (Units) | 1 | 800,000 | | | | | | | | | | | | | | | | | | | | | | 1 | 800,000 | |
| Dwelling Alterations | 16 | 141,290 | 14 | 53,770 | 29 | 222,343 | 37 | 239,655 | 48 | 258,336 | 39 | 329,510 | 36 | 263,120 | 51 | 327,933 | 43 | 260,833 | 46 | 659,879 | 38 | 225,408 | | | 397 | 2,982,077 |
| | | | | | | | | | | | | | | | | | | | | | | | | | | |
| New Commercial | | | | | | | | | | | | | | | | | | | | | | | | | | |
| | | | | | | | | | | | | | | | | | | | | | | | | | | |
| Commercial Alterations | 6 | 331,276 | 1 | 378,420 | 18 | 425,994 | 4 | 39,100 | 8 | 845,330 | 2 | 154,136 | 4 | 2,317,769 | 6 | 184,500 | 11 | 768,595 | 3 | 3,520,800 | 4 | 155,900 | | | 5 | 2,256,343 |
| | | | | | | | | | | | | | | | | | | | | | | | | | | |
| New Industrial | | | | | | | | | | | | | | | | | | | | | | | | | | |
| | | | | | | | | | | | | | | | | | | | | | | | | | | |
| Industrial Alterations | 1 | 12,800 | | | | | | | 1 | 15,000 | | | | | 1 | 500,000 | | | 1 | 90,000 | | | | 4 | 3,488,870 | |
| Garage/Carport | | | | | | | | | | | | | | | 2 | 320,000 | | | 1 | 50,000 | | | | 5 | 397,800 | |
| Garage Alterations | | | | | | | | | 2 | 5,270 | | | | | 2 | 1,698 | | | 3 | 17,000 | | | | 7 | 23,968 | |
| Miscellaneous | 6 | 9,300 | 3 | 6,465 | 2 | 2,850 | | | 6 | 45,580 | 2 | 5,000 | 7 | 2,743 | 4 | 13,557 | 5 | 50,263 | 5 | 2,200 | 5 | 47,050 | | | 45 | 185,008 |
| Schools | | | | | | | | | | | | | | | | | | | | | | | | 0 | 0 | |
| Swimming Pools | | | | | | | | | | | | | | | | | | | | | | | | | | |
| New Hospitals | | | | | | | | | | | | | | | | | | | | | | | | 0 | 0 | |
| Hospital Alterations | | | | | | | | | | | | | | | | | | | | | | | | 0 | 0 | |
| Accessory Building | | | | | | | | | | | | | | | | | | | | | | | | | | |
| | | | | | | | | | | | | | | | | | | | | | | | | | | |
| Fences | 5 | 11,800 | 3 | 15,250 | 6 | 11,795 | 14 | 37,036 | 12 | 39,954 | 14 | 34,663 | 13 | 51,775 | 15 | 81,300 | 11 | 71,839 | 4 | 13,605 | 6 | 15,920 | | | 103 | 384,937 |
| Razing | 1 | 5,000 | 2 | 13,500 | 2 | 14,000 | 3 | 15,800 | 0 | 0 | 2 | 300 | 2 | 6,000 | 0 | 0 | 11 | 75,360 | 3 | 82,600 | 1 | 20,000 | | | 27 | 232,560 |
| TOTALS: | 39 | 1,804,466 | 27 | 972,405 | 59 | 780,882 | 76 | 2,119,078 | 88 | 1,729,038 | 70 | 2,710,509 | 76 | 4,287,416 | 98 | 2,710,668 | 86 | | | | | | | | | |

2017 SINGLE FAMILY HOUSING STARTS BY QUARTER - CITY OF MASSILLON

AS OF 11/30/17

| FIRST QUARTER 2017 | | | | | | |
|---------------------|---------------------------|---------|------------------------------|--------------------------|----------------------------|--|
| DATE | ADDRESS | VALUE | PROJECT | OWNER | CONTRACTOR | |
| 1/10/2017 | 2448 WITTENBERG AVE SE | 130,000 | ERECT CONDO UNIT | WITDOM PROPERTIES, LLC. | CANON CONSTRUCTION, LLC. | |
| 1/10/2017 | 2450 WITTENBERG AVE SE | 130,000 | ERECT CONDO UNIT | WITDOM PROPERTIES, LLC. | CANON CONSTRUCTION, LLC. | |
| 1/24/2017 | 3688 SILVER CREEK CIR NW | 233,000 | ERECT SINGLE FAMILY DWELLING | STEVEN SILVER | WAYNE HOMES | |
| 2/2/2017 | 2464 WITTENBERG AVE SE | 130,000 | ERECT CONDO UNIT | WITDOM PROPERTIES, LLC. | CANON CONSTRUCTION, LLC. | |
| 2/2/2017 | 2466 WITTENBERG AVE SE | 130,000 | ERECT CONDO UNIT | WITDOM PROPERTIES, LLC. | CANON CONSTRUCTION, LLC. | |
| 2/6/2017 | 1796 HANKINS RD NE | 240,000 | ERECT SINGLE FAMILY DWELLING | GINO & DEANNA PERCIBALLI | PERCIBALLI CONSTRUCTION | |
| SECOND QUARTER 2017 | | | | | | |
| DATE | ADDRESS | VALUE | PROJECT | OWNER | CONTRACTOR | |
| 4/11/2017 | 376 FORD ST NW | 84,000 | ERECT SINGLE FAMILY DWELLING | HABITAT FOR HUMANITY | HABITAT FOR HUMANITY | |
| 4/11/2017 | 1028 JOHNSON ST SE | 84,000 | ERECT SINGLE FAMILY DWELLING | HABITAT FOR HUMANITY | HABITAT FOR HUMANITY | |
| 4/11/2017 | 1685 PAR FOUR CIR SE | 207,000 | ERECT SINGLE FAMILY DWELLING | KENNETH LONG | BLYTHE CONSTRUCTION, LLC. | |
| 4/26/2017 | 2654 DOMINICAN CIR SE | 130,000 | ERECT CONDO UNIT | WITDOM PROPERTIES, LLC. | CANON CONSTRUCTION, LLC. | |
| 4/26/2017 | 2656 DOMINICAN CIR SE | 130,000 | ERECT CONDO UNIT | WITDOM PROPERTIES, LLC. | CANON CONSTRUCTION, LLC. | |
| 5/15/2017 | 4746 SIPPO RESERVES DR | 200,000 | ERECT SINGLE FAMILY DWELLING | ROHRER DEVELOPMENT, LLC. | LAKEWOOD FARMS DEVELOPMENT | |
| 5/25/2017 | 2655 DOMINICAN CIR SE | 130,000 | ERECT CONDO UNIT | WITDOM PROPERTIES, LLC. | CANON CONSTRUCTION, LLC. | |
| 5/25/2017 | 2657 DOMINICAN CIR SE | 130,000 | ERECT CONDO UNIT | WITDOM PROPERTIES, LLC. | CANON CONSTRUCTION, LLC. | |
| 6/9/2017 | 2443 WITTENBERG AVE SE | 130,000 | ERECT CONDO UNIT | WITDOM PROPERTIES, LLC. | CANON CONSTRUCTION, LLC. | |
| 6/9/2017 | 2445 WITTENBERG AVE SE | 130,000 | ERECT CONDO UNIT | WITDOM PROPERTIES, LLC. | CANON CONSTRUCTION, LLC. | |
| THIRD QUARTER 2017 | | | | | | |
| DATE | ADDRESS | VALUE | PROJECT | OWNER | CONTRACTOR | |
| 7/13/2017 | 3585 KENYON CREEK AVE NW | 104,370 | ERECT SINGLE FAMILY DWELLING | NVR, INC./RYAN HOMES | RYAN HOMES | |
| 7/13/2017 | 3597 KENYON CREEK AVE NW | 104,184 | ERECT SINGLE FAMILY DWELLING | NVR, INC./RYAN HOMES | RYAN HOMES | |
| 7/25/2017 | 1996 MASTERS POINT SE | 192,000 | ERECT SINGLE FAMILY DWELLING | KENNETH LONG | BLYTHE CONSTRUCTION, INC. | |
| 8/14/2017 | 2415 LINDA LANE SW | 175,380 | ERECT SINGLE FAMILY DWELLING | KRIS & PEGGY GUGOVE | CROCKETT HOMES | |
| 8/17/2017 | 1142 TREMONT AVE SW | 80,000 | ERECT SINGLE FAMILY DWELLING | HABITAT FOR HUMANITY | HABITAT FOR HUMANITY | |
| 8/17/2017 | 1134 TREMONT AVE SW | 80,000 | ERECT SINGLE FAMILY DWELLING | HABITAT FOR HUMANITY | HABITAT FOR HUMANITY | |
| 8/18/2017 | 4722 SIPPO RESERVES DR NW | 250,000 | ERECT SINGLE FAMILY DWELLING | TRI DOC, INC. | TRI DOC, INC. | |
| 8/23/2017 | 2870 LEE AVE NW | 255,000 | ERECT SINGLE FAMILY DWELLING | TRI DOC, INC. | TRI DOC, INC. | |
| 8/28/2017 | 1711 ALPHA ST NW | 107,000 | ERECT SINGLE FAMILY DWELLING | A R LOCKHART DEVELOPMENT | RYAN HOMES | |
| 8/28/2017 | 1725 ALPHA ST NW | 115,000 | ERECT SINGLE FAMILY DWELLING | A R LOCKHART DEVELOPMENT | RYAN HOMES | |
| 8/29/2017 | 520 27TH ST SE | 102,000 | ERECT SINGLE FAMILY DWELLING | SJ REAL ESTATE HOLDINGS | HINKLE CONSTRUCTION | |
| 9/20/2017 | 1722 MILLRACE ST NW | 108,000 | ERECT SINGLE FAMILY DWELLING | NVR, INC./RYAN HOMES | RYAN HOMES | |
| 9/21/2017 | 4425 SAMUEL COURT NW | 99,000 | ERECT SINGLE FAMILY DWELLING | NVR, INC./RYAN HOMES | RYAN HOMES | |
| 9/21/2017 | 4467 SAMUEL COURT NW | 119,500 | ERECT SINGLE FAMILY DWELLING | NVR, INC./RYAN HOMES | RYAN HOMES | |
| 9/21/2017 | 4439 SAMUEL COURT NW | 124,000 | ERECT SINGLE FAMILY DWELLING | NVR, INC./RYAN HOMES | RYAN HOMES | |

2017 SINGLE FAMILY HOUSING STARTS BY QUARTER - CITY OF MASSILLON (CONTINUED)

AS OF 11/30/17

| FOURTH QUARTER 2017 | | | | | | |
|---------------------|------------------------|---------|------------------------------|----------------------|---------------------------|--|
| DATE | ADDRESS | VALUE | PROJECT | OWNER | CONTRACTOR | |
| 10/19/2017 | 1820 LAKE CREEK CIR NW | 235,500 | ERECT SINGLE FAMILY DWELLING | GREGORY FRINK | WAYNE HOMES | |
| 10/20/2017 | 1832 LAKE CREEK CIR NW | 173,000 | ERECT SINGLE FAMILY DWELLING | LAURA SCHMIDT | BLTYHE CONSTRUCTION, LLC. | |
| 10/23/2017 | 4500 MAY AVE NW | 95,000 | ERECT SINGLE FAMILY DWELLING | NVR, INC./RYAN HOMES | RYAN HOMES | |
| 11/3/2017 | 1667 MILLRACE ST NW | 102,000 | ERECT SINGLE FAMILY DWELLING | NVR, INC./RYAN HOMES | RYAN HOMES | |
| 11/3/2017 | 1703 ALPHA ST NW | 110,000 | ERECT SINGLE FAMILY DWELLING | NVR, INC./RYAN HOMES | RYAN HOMES | |
| 11/16/2017 | 4466 SAMUEL COURT NW | 95,000 | ERECT SINGLE FAMILY DWELLING | NVR, INC./RYAN HOMES | RYAN HOMES | |
| 11/27/2017 | 2490 CARLENE AVE SW | 203,780 | ERECT SINGLE FAMILY DWELLING | CROCKETT HOMES | CROCKETT HOMES | |

2017 MULTI-FAMILY HOUSING STARTS BY QUARTER - CITY OF MASSILLON

| FIRST QUARTER 2017 | | | | | | |
|---------------------|-------------------|---------|-------------------------------|-------------------------------|--------------------------|--|
| DATE | ADDRESS | VALUE | PROJECT | OWNER | CONTRACTOR | |
| 1/18/2017 | 2135 HARSH AVE SE | 800,000 | ERECT 11 UNIT APARTMENT BLDG. | COLEMAN PROFESSIONAL SERVICES | N. L. CONSTRUCTION, LLC. | |
| SECOND QUARTER 2017 | | | | | | |
| DATE | ADDRESS | VALUE | PROJECT | OWNER | CONTRACTOR | |
| THIRD QUARTER 2017 | | | | | | |
| DATE | ADDRESS | VALUE | PROJECT | OWNER | CONTRACTOR | |
| FOURTH QUARTER 2017 | | | | | | |
| DATE | ADDRESS | VALUE | PROJECT | OWNER | CONTRACTOR | |



December 15, 2017

The Honorable Mayor Kathy M. Catazaro-Perry
City of Massillon
Municipal Government Administration Building
151 Lincoln Way East
Massillon, Ohio 44646

Reference: *Monthly Report for the Civil Service Commission and the Equal Employment Opportunity Office: Month of November 2017*

Dear Mayor Catazaro-Perry:

Hired 1 Massillon City Fire Fighter
Made conditional offer letters to 4 Fire Fighter candidates
Conducted Civil Service Commission meeting.
Set up polygraph exams for three Police Officer candidates
Submitted 2018 gasoline contract out to bid
Interviewed candidate for Street Dept. Maintenance Mechanic position
Completed and submitted 2017 EEO Report to EEO Commission

Sincerely,
Joseph G. Alessandro Sr.
Public Administration Consultant
Administrator to the Civil Service Commission
Director of the Office of Equal Employment Opportunity



To: Mayor Kathy Catazaro-Perry

From: Victoria Brown, Community Development Director

Date: December 1, 2017

Monthly Report: November 2017

NOVEMBER MONTHLY REPORT

- Set up all Activities/Projects in IDIS for PY 2017 and also funded all projects.
- Attended Massillon Historic Preservation Commission meeting on 11/9/17. Commission voted on Board members for 2018, reviewed graphics for Healthalicious downtown business, discussed 20 South Erie Street business façade
- Work continued monitoring the calls, responsibilities, and procedures of the CDBG Code Enforcement Contractor for the City. Reviewed and monitored to ensure all record keeping requirements are being followed, according to HUD guidelines. Reviewed required forms completed by the Contractor; Daily Log Forms; Voucher Documents; Detailed Inspections by Date Reports. Ensuring that all records, paperwork, electronic entries are properly filled out and properly filed. Reviewed all reports filed, made sure CODE compliance monitoring is also being performed by the Contractor in the City target areas. Monitored to be sure the "Standard Operating Procedures" (SOP) for CDBG code enforcement are being followed.
- I am currently working on our CDBG Application Workshop that will be held on December 8, 2017, for the Program Year 2018, which begins July 1, 2018. I published the information regarding the Workshop for public notice in the INDE, on our website/Facebook, and sent memos to sub recipients who previously received funding. Sixteen organizations attended previously. Packets were created for the workshop.
- I attended the Stark County FY 2018 HOME Program on November 15, 2017 at the RPC office in Canton. The workshop included: explanation of the RFP process and forms, Stark County and HUD priorities, and RFP review process and ranking. Additional discussion held with Lynn Carlone at RPC in regards to our current HOME program, schedule, dollars, timelines for projects.
- Attended several City Council Work Sessions and Regular meetings in regards to Community Development Legislation.
- Attended a webinar on November 16th, sponsored by NLIHC and other leaders of the Campaign for Housing and Community Development Funding (CHCDF) to learn about the current status and outlook for the FY18 budget process and the potential impact tax reform could have on affordable housing and community development programs.
- On November 27, 2017 I attended a meeting with ICAN representative, Natalie McCleskey, Development Director and other city officials to discuss how the City of Massillon can assist ICAN with the homeless count.
- On November 27, 2017 presented the 2018 Stark County Regional Planning Commission Professional Services - for Housing Rehabilitation agreement to City Council for approval for the Mayor to enter into the agreement with RPC. The agreement is for professional services for the City's Housing Programs.
- Reviewed the tutorial: How To Use CDBG for Public Facilities & Improvements available on the HUD Exchange. Topics covered: Project Selection, Planning & Designing the Projects, Procurement for the Project, Construction: How to Successfully Complete Your Project.

Kathy Catazaro-Perry, Mayor

Massillon

City of Champions

Administrative Support Staff Highlights for the Month:

- **NIP:** For the month of **November** progress was made by moving forward with preparation for the asbestos abatement and the demolition of the next nine properties.

1. 1125 1st Street NE, Massillon
2. 821 Tremont Ave SW, Massillon
3. 905 7th St SW, Massillon
4. 711 Bebb Ave SW, Massillon
5. 551 Neale Ave SW, Massillon
6. 1311 13th St SE, Massillon
7. 222 Edwin Ave SE, Massillon
8. 663 Young Ave SE, Massillon
9. 1347 Arapahoe Ave Se, Massillon (*Added in October*)

- We have received notification that we will be receiving 7 more properties to process for demolition.

1. 112 9th St. NE
2. 112 8th St. SW
3. 514 5th St. SW
4. 217 Edwin Ave Se
5. 719 3rd St. NE
6. 204 Page St. NW
7. 719 North Ave NE

- Reimbursement packets for the 10 properties that we demolished have been submitted except for the property at 828 Green. This is due to the ongoing issue with the garage at 828 Green which was connected to the neighbor's garage. The garage has been demolished and reimbursement will be submitted by the first week of December.

| Property | Status |
|-------------------------------|---------------------------------|
| Bertolini Construction | |
| 2455 Lincoln Way East | Reimbursement packet submitted. |
| 424 1 st Street NE | Reimbursement packet submitted. |
| 518 2 nd Street NE | Reimbursement packet submitted. |
| 119 Shriver Ave SE | Reimbursement packet submitted. |
| 1117 Walnut Ave SE | Reimbursement packet submitted. |
| 828 Green Ave SW | Reimbursement packet submitted. |
| Cottrill Wrecking | |
| 138 Commonwealth Ave NE | Reimbursement packet submitted. |
| 721 Pike Ave | Reimbursement packet submitted. |
| 657 Young Ave | Reimbursement packet submitted. |
| 815 Highland | Reimbursement packet submitted. |

CDBG – to present November 30, 2017

| ADDRESS | MR / EMERGENCY | 85,000.00 | IDIS | P.O. | START | COMPLETION | 88,763.74 |
|-----------------------------------|---------------------|-------------|------|--------|------------|------------|--------------|
| 38 Houston Street SW | Emergency/Roof | \$6,710.00 | 1079 | 20-851 | 9/12/2016 | 9/12/2016 | \$82,053.74 |
| 846 South Avenue SE | Minor Repair | \$15,085.00 | 1099 | 20-851 | 11/8/2016 | 11/22/2016 | \$ 66,968.74 |
| 655 Gay Street SW | Emer/Fur/HW Tank | \$4,158.00 | 1098 | 20-851 | 11/3/2016 | 11/11/2016 | \$ 62,810.74 |
| 430 Water Avenue NW | Emergency/Roof | \$7,300.00 | 1100 | 20-851 | 11/10/2016 | 1/3/2017 | \$ 55,510.74 |
| 1933 Vermont Ave SE | Emer/Win/railing | 2,485.00 | 1102 | 20-851 | 11/21/2016 | 1/20/2017 | \$ 53,025.74 |
| 1716 Huron Rd. SE | Emer/roof | 6,385.00 | 1101 | 20-851 | 11/29/2017 | 1/24/2017 | \$ 46,640.74 |
| 617 Green Avenue SW | Emer/furnace mtr. | 409.00 | 1104 | 20-219 | 2/9/2017 | 2/10/2017 | \$ 46,231.74 |
| 129 - 25th Street SE | Emer/Hot Water Tank | 870.00 | 1105 | 20-219 | 2/27/2017 | 2/27/2017 | \$ 45,361.74 |
| 1726 - 16th Street SE | Minor Repair | 5,000.00 | 1107 | 20-219 | 3/10/2017 | 3/14/2017 | \$ 40,361.74 |
| 714 - 14th Street SW | Minor Repair | 1,160.00 | 1106 | 20-219 | 3/6/2017 | 3/17/2017 | \$ 39,201.74 |
| 324 - 5th Street SW | Emer/roof | 7,125.00 | 1110 | | 04/06/2017 | 4/25/2017 | \$32,076.74 |
| 834 - 8th Street NE | Emer/Electric | \$2,868.00 | 1108 | | 3/20/2017 | 4/14/2017 | \$29,208.74 |
| 418 – 7 th Street | Minor Repair | \$1,810.00 | 1112 | | 4/27/2017 | 7/31/2017 | \$27,398.74 |
| 1114 – 13 th Street SE | Minor Repair | \$14,720.00 | 1111 | | 4/27/2017 | | \$12,678.74 |
| 722 Geiger Avenue SW | Minor Repair | \$ 6,830.00 | 1113 | | 6/27/2017 | 10/26/2017 | \$ 5,848.74 |

Victoria Brown, Community Development Director

From: Beverly A. Lewis, Housing Director, Massillon City

Date: Monthly Report November, 2017

ACTIVITY REPORT:

- **Fair Housing Calls for the Month:** Beverly 15 - Josh 5

Were any of them discrimination related? NO

Major Concerns? Not at this time.

Code Enforcement Involvement? We continue to work together to bring solutions for Landlords and tenants.

- **Housing Rehabilitation Projects:** We have received the lead inspections back on our two completed rehabilitations and are processing for closing. We have completed a third Full Rehabilitation and asking from the final report for close out. We will have the Lead inspection done before closing out officially. We have two Full Rehabilitations in the beginning stages.
- **Minor Repair** - .We have two Minor Repairs that are ready to close out.
- **Emergency Rehabilitation Projects:** Presently we do not have any active Emergency Assistance projects. We have a couple that will be provided in 2018 according to the availability of funds.
- **FIRST TIME HOMEBUYERS ASSISTED:** Questions: No questions at the present.

STATUS OF THOSE WAITING OR PRESENTLY BEING SERVED?: We have just completed five First time homebuyers, We will be providing the second part of the program which entails RRS items bringing the property up minimum code standards. We also have one pending down payment assistance before the end of the year.

PROGRESS TO DATE: We had some brief delays but have been very successful in providing down payment assistance to several persons this program year.

- **MEETINGS ATTENDED DURING THE MONTH WERE:** I have attended a program committee meeting for the Homeless Continuum of Care. Attended RPC Stark County FY 2018 Workshop, November 15, 2017. November 16, 2017 – Disability Commission meeting, Massillon.

WEBINARS: I completed a four week session for HOME through HUD. This ran from the last Wednesday in October through the next three consecutive Wednesday's of November

Miscellaneous:

Again thank you for the opportunity to serve.

Beverly A. Lewis

THE CITY OF MASSILLON
INTERNAL CORRESPONDENCE

TO: Mayor Kathy Catazaro-Perry
FROM: David Maley, Economic Development Director
DATE: December, 2017
RE: Monthly Report

- Attended City Council sessions providing information to council members on a variety of issues and have met with council members on several subjects.
- Worked on several zoning issues for local businesses.
- Continue to work with businesses on possible grants and/or loans for expansion or relocation.
- Continue to work with Stark County Regional Planning on issues regarding the acquisition of properties and demolition for the Neighborhood Initiative Program (NIP) for properties in the City and their 50/50 demolition assistance program.
- Continue to work with Habitat for Humanity on a neighborhood revitalization project/house demolitions.
- Continue to work with potential investors/businesses regarding development projects.
- Participated in a training on business retention and expansion.
- Attended regular meetings of the Planning Commission, Community Improvement Corporation, and Stark County Regional Planning.
- Continue to work with the Stark Economic Development Board on collaborative efforts for a regional approach to economic development as part of the "Strengthening Stark" initiative.
- Attended a breakfast sponsored by the Massillon Development Foundation.
- Continue to work on a property purchases, property transfers, and the selling of parcels.
- Continue to work with several businesses regarding "Incentive Grants".
- Met with Senator Scott Oelslager and Representative Tom West on matters pertaining to the City's Capital Bill funding request.
- Continue to facilitate and monitor public records requests.
- Worked on Board of Control and Planning Commission matters.
- Worked on several issues related to the City's "Streetscape" project.



Kathy Catazaro-Perry, Mayor

Thomas M. Burgasser, Fire Chief

Fire Department | 233 Erie Street South, Massillon, OH 44646 | 330.833.1053

Thursday, December 14, 2017

Mayor Catazaro-Perry
Municipal Government Center Annex
151 Lincoln Way East
Massillon, Ohio 44646

Dear Mayor:

Attached is the monthly report for the Massillon Fire Department for November, 2017.

The department responded to a total of 494 alarms during the month. This averages to 16.5 alarms per day. There were 98 fire alarm and public service calls, and 396 rescue and EMS calls. There was 1 civilian fatality due to fire.

On the 2nd of the month, I attended the regular monthly LOGIC Board meeting.

On the 17th of the month, I attended a meeting between the Hazardous Materials Executive Board and the Stark County Commissioners regarding radios.

On the 18th of the month, the Holiday Parade was cancelled and rescheduled for December due to inclement weather.

On the 27th of the month, Zach Runion was hired to replace Joe Bates who resigned. Also on the 27th of the month, I attended a meeting with ICAN Housing and offered to assist as they attempt to locate homeless persons living in Massillon. The date to acquire this data is January 29, 2018.

On the 28th of the month, I attended the Haz Mat Executive Board meeting.



Thomas M. Burgasser, Fire Chief

Fire Department | 233 Erie Street South, Massillon, OH 44646 | 330.833.1053

On the 30th of the month, the annual Firefighter Memorial Service was held. This year marks the 42nd anniversary of the La Cucina fire. It was very well attended and I would like to thank all those who participated.

On November 13, 2017, the City faced a tragic situation in which Dr. George Seese was fatally shot in the parking lot of Affinity Medical Center. The hospital enacted its Active Shooter Policy and Police, Fire, EMS, Hospital staff, and many physicians worked tirelessly to mitigate the incident. All of them should be commended for their efforts.

The 42nd anniversary of the La Cucina fire allows us to reflect on the circumstances surrounding that tragic night. Reflection is appropriate on firefighter safety in terms of assuring that all department personnel understand their responsibility to their own safety as well as each other's.

Respectfully submitted,

A handwritten signature in blue ink, appearing to read "Tom Burgasser".

Tom Burgasser
Fire Chief



Massillon Fire Department

233 South Erie St.
Massillon, Ohio 44646
Phone (330) 833-1053
Fax (330) 833-1443
www.massillonohio.com

Office of EMS Coordinator

December 3, 2017

Chief Burgasser

Re: November 2017 Monthly Recap

Call Distribution

Calls: 2017-4818 – 2017-5311

Total Calls: 494

EMS: **350 EMS Runs**

3 Turned Over To Other Agency

2- Jackson / 1- Perry

3 EMS Standby

Mutual Aid Received

2- Warrant / 1- Helipad

360 Patients Treated

320 Transported

1 Mutual Aid Given

1 Medic Assist - Brewster

FIRE: **11 Fires**

1 building
2 cooking
1 dumpster
0 mutual aid
4 unauthorized burnings

0 outside equipment
2 passenger vehicle
0 other non specified
0 natural vegetation
1 authorized controlled burning

Service: **133 General Service Calls**

40 patient lifts / invalid assist
30 alarm system activations (**Fire – 24, Medical – 6**)
51 misc. service calls (**1- Mutual Aid Received Perry**)
11 carbon monoxide incidents
1 Fire Truck Events / Fireworks

1 Auto Extrication (**Counted in EMS**)

(Civilian – Injuries:0 / Fatalities:1)

(Firefighter – Injuries:0 / Fatalities:0)

John Paul Markwood IV

John Paul Markwood IV
EMS Coordinator
Massillon Fire Department
pmarkwood@massillonohio.gov

Mission Statement

“To be ever vigilant in the protection of life and property, from fire and Other emergencies, through response, prevention, and education.

| DATE | Morgue | Affinity | Aultman | Mercy | Ak Kids | Total | RESIDENT | NON |
|---------------|--------|----------|---------|-------|---------|-------|----------|-----|
| 1 | | 11 | | 1 | | 12 | 11 | 1 |
| 2 | | 14 | 1 | | | 15 | 12 | 3 |
| 3 | | 11 | | 3 | | 14 | 11 | 3 |
| 4 | | 9 | 3 | 1 | | 13 | 7 | 6 |
| 5 | | 8 | 1 | | | 9 | 7 | 2 |
| 6 | | 6 | 2 | 3 | | 11 | 9 | 2 |
| 7 | | 9 | 1 | 1 | | 11 | 10 | 1 |
| 8 | | 10 | 1 | | | 11 | 11 | |
| 9 | | 7 | 2 | 1 | | 10 | 9 | 1 |
| 10 | | 7 | 1 | 2 | | 10 | 9 | 1 |
| 11 | | 8 | 2 | 2 | | 12 | 9 | 3 |
| 12 | | 7 | 1 | | | 8 | 7 | 1 |
| 13 | | 7 | 3 | | | 10 | 7 | 3 |
| 14 | | 4 | 3 | | | 7 | 6 | 1 |
| 15 | | 4 | 3 | 1 | | 8 | 6 | 2 |
| 16 | | 11 | 5 | | | 16 | 14 | 2 |
| 17 | | 11 | | 2 | | 13 | 7 | 6 |
| 18 | | 8 | 1 | | | 9 | 6 | 3 |
| 19 | | 4 | 2 | 1 | | 7 | 6 | 1 |
| 20 | | 9 | | | | 9 | 9 | |
| 21 | | 2 | 5 | 1 | | 8 | 6 | 2 |
| 22 | | 4 | 3 | 1 | | 8 | 8 | |
| 23 | | 5 | 1 | | | 6 | 5 | 1 |
| 24 | | 9 | 1 | | | 10 | 9 | 1 |
| 25 | | 7 | 4 | 1 | | 12 | 9 | 3 |
| 26 | | 9 | 1 | 1 | | 11 | 11 | |
| 27 | | 12 | 1 | | | 13 | 11 | 2 |
| 28 | | 15 | 3 | | | 18 | 14 | 4 |
| 29 | | 9 | 1 | 1 | | 11 | 8 | 3 |
| 30 | | 7 | 1 | | | 8 | 8 | |
| 31 | | | | | | 0 | | |
| | 0 | 244 | 53 | 23 | 0 | 320 | 262 | 58 |
| NOVEMBER 2017 | | | | | | | 320 | |

**THE CITY OF MASSILLON
INTERNAL CORRESPONDENCE**

TO: Mayor Kathy Catazaro-Perry
FROM: Engineering Department

DATE: December 15, 2017

SUBJECT: Engineering Department Monthly Report for November 2017

BRIDGES

SANITARY SEWERS

State Avenue Sewer Rehab – Began survey and preliminary design work on replacing a portion of the sanitary sewer. The design of Phase 1 and Phase 2 is 90% completed. Will be seeking funding sources to construct this project.

STORM SEWERS

Burton Ave NW – Evaluating flooding and resolutions.

16th Street SE Storm Sewer Repair – Review options for 2018 project.

WASTEWATER TREATMENT PLANT

WWTP Upgrade Project – Current project scope is to upgrade the existing WWTP average daily flow from 15.8 MGD to 17.0 MGD; modify existing aeration tanks, primary and secondary clarifiers, and sludge pumping to enable biological nutrient removal; replace and upgrade tertiary filter capacity; modify sludge conditioning and digestion facilities; modify and upgrade electrical and instrumentation systems. Construction began in March of 2016.

STREETS

Wales Road (SR 241) Improvement Project – Funding has been secured through SCATS for FY 2020. Project will improve the existing roadway and infrastructure from Lincoln Way (SR172) and Hills & Dales. Developing schedule. Scope and costs.

Springhill Settlement Reconstruction – Developing estimate and survey. Exploring funding options, evaluating drainage, under drains for Spring 2018.

Lake Ave NE Resurfacing – From 1st Street NE to Amherst Road NE. Bid September 13, 2017. Superior Paving low bidder, signing contracts, expect to start October 30, 2017. Paving completed in November. Wrapping up remaining construction items.

Richville Dr. Widening - Plans and estimates. Awarded by OPWC expected July 2018.

SIGNALS

Various Intersections – Evaluations of additional intersections being performed. Cameras installed at various intersections to evaluate traffic. 16/16 videos completed. Analysis of 5 intersections by OHM, not warranted. Beginning process of removing traffic control.

Lincoln Way W/Lillian Gish/Tommy Henrich – Analysis of dedicated left turn arrows for traffic flow. Waiting for equipment to be installed.

SUBDIVISIONS

Centennial Village –Punch list completed, bond and mortgage have been released by the city.

Country View Meadows - Need to install street lighting and complete punch list items.

Buckeye Ridge Estates – Preliminary plat submitted to Planning Commission May 13, 2015. Resubmitted a revised preliminary plat to Planning Commission June 29, 2015. Final plat approved by Planning Commission August 26, 2015 and Council September 21, 2015. Scheduled for construction Spring 2018.

Sippo Reserves Allotment Phase II Fall – Project has been transferred to a new developer, who will be completing any remaining items.

Westbrook Estates Phase III - Working on punch list items.

Westbrook Estates Phase IV – Preliminary plat approved by Planning Commission May 13, 2015. Construction plans approved. Final plat approved by Planning Commission on January 13, 2016 and Council on February 16, 2016. Construction of pipe and structures began on November 1, 2016 and continued over winter. Curbing and roadway items have been installed and working on utility installations. Housing construction has begun. Working on remainder of Phase 4 utility items and has installed roadway.

MISCELLANEOUS

Capital Improvement map – Creating maps.

Storm Water Management Plan –2016 Annual Report for submission to Ohio EPA. Updating due to regulation changes. Submitted April 1, 2017.

Storm Water Mapping – Updating on a continuing basis.

Subdivision Mapping - Updating on a continuing basis. Editing to include subdivision information: replats, vacations, dedications.

Subdivision Standards – Reviewing current data for changes in specifications.

Sanitary Sewer Mapping – 96% completed. Permits and GIS are being added to the database and are 22% complete. Editing files to include pipe length and slope/material. Currently researching all septic locations within the City. Adding elevations to database and modeling for flow; adding elevation data. Modification of GIS to reflect inspections/flow map for I & I.

GIS – Modifying display and addressing and permits, maps. Continuing to update. Adding traffic signals, signs inventory, elevation work for flow on sanitary, sanitary septic areas, misc. repairs. Developing new means of collecting data and reviewing. PCR rating/form/inspection, data modifications/modification of sanitary map. CIPP mapping and development. Sanitary lateral and pavement in GIS. Reviewing and configuring permitting and work order software modifying sanitary flow direction and elevation work/target area map. (Configuring survey 123/Collector/Workforce) Working with ESRI to use workforce with IOS software, revise GEO Database. (Working on portal) Misc. Maps.

Web Site - The Engineering Department web site has been completed and will be updated on an ongoing basis. Analyzing and updating current maps. Maintaining current web site.

Outfall Inventory – Creating mapping and database including data entry of existing outfaces as required by the City issued OEPA Storm Water Permit. This is an ongoing process throughout the year.

Sippo Reservoir Dam – Boundary map/site vicinity map. Weekly inspections continue. “Option 4” – lower dam to meet ODNR requirements. Bid opening December 2017. 2018 construction.

LPA Bike Share Grant – Working with Park & Rec to develop ride share program.

Duncan Plaza – Survey existing conditions plan. 100% complete. Sent to Picard Architect.

Golf course/State Hospital – Enevest gas well easement/Location/Survey

UTILITIES

25th Street NW/Lincoln Way - PIR 1534, Dominion East Ohio to replace 14,000 feet of underground gas line, began April 3, 2017. Pipe compete, restoration complete. Final paving of Lincoln Way south lane was completed in August.

North Avenue NE – PIR 1468. Dominion gas line replacement underway to replace underground pipe from North Avenue through Sippo Park to Hess Blvd. Restoration, sidewalks, etc. should be completed by December 1st. Remainder of project began in January and continue into 2017 as PIR project 2813. Gas line installation complete. Restoration 100% complete.

8th/Federal/Andrew NE PIR 2813 – Dominion East Ohio to replace underground gas lines on 8th NE, Federal Ave, 6th NE, Andrew NE area project began on January 17, 2017. Pipe complete, restoration 100%.

17th NE/Milburn/Milton NE/Lindbergh NE – Aqua Ohio to replace water main, restoration and paving have been completed, pipe 100% complete. Few punch list items to wrap up.

Walnut Road SW-PIR 1671 – Dominion East Ohio to replace gas lines under bridge at Tuscarawas River. Pipe installation is complete. Restoration is 90%.

3rd St/Penn/Erie South – PIR 878-Dominion to replace gas lines at under pass Erie/3rd St culvert. Pipe is 90%. Working on restoration of roadways and concrete.



Memorandum To: Mayor Kathy Catazaro-Perry

From: Barb Sylvester

Subject: Income Tax Monthly Report – November 2017

Date: December 12, 2017

The total income tax receipts posted for November 2017 was \$1,281,069.29. This amount is an increase from November 2016 of \$213,994.81 (+20%).

Year to date income tax receipts posted through the eleventh month 2017 was \$18,905,299.11. Receipts posted year to date through the eleventh month was an increase from 2016 of \$1,162,269.30 (+7%).

Payroll tax withheld by Massillon employers represents 70% of all tax collections through the eleven months of 2017. Individual income tax payments represents 14% of all tax collections through the eleven months of 2017 and Net Profit income tax payments represent 16%.

Average monthly income for the eleven months of 2017 is \$1,718,663.55.

Year to date refunds through the eleven months of 2017 was \$-436,697.53 compared to refunds through the eleven months of 2016 of \$-366,991.61. Refunds difference \$69,705.92 (more in refunds 2017 compared to 2016).

(Above figures taken from reports in Municipal Income Tax Solutions MITS)

Target budget from Auditor's Revenue Report is 91.67% for the following accounts for 2017. Account percentages collected for the eleven months of 2017 are as follows:

| | |
|-----------------|---------|
| 1100-210-4-1190 | 95.55% |
| 1201-210-4-1190 | 116.28% |
| 1234-210-4-1190 | 95.43% |
| 1306-211-4-1190 | 95.72% |
| 1401-210-4-1190 | 95.20% |
| 1433-210-4-1190 | 95.06% |

(Above figures taken from Auditor's Revenue Report)

*Copies: Jayne Ferrero, Auditor
Joel Smith, Safety Service Director
David Maley, Economic Development Specialist*

Selected date 11/30/2017

| | <u>November 2016</u> | <u>November 2017</u> | <u>Change</u> |
|-----------------------------------|-----------------------|-----------------------|---------------|
| <u>Individual</u> | | | |
| Tax Payments Current Year | \$29,791.02 | \$38,616.91 | 30 % |
| Tax Payments Prior Years | \$40,367.66 | \$32,809.04 | -19 % |
| <i>Total Tax Payments</i> | <i>\$70,158.68</i> | <i>\$71,425.95</i> | <i>2 %</i> |
| Current Year Assessments | \$0.00 | \$0.00 | 100 % |
| Prior Year Assessments | \$5,523.92 | \$4,892.08 | -11 % |
| <i>Total Assessments</i> | <i>\$5,523.92</i> | <i>\$4,892.08</i> | <i>-11 %</i> |
| Total Individual Payments | \$75,682.60 | \$76,318.03 | 1 % |
| <u>Net-Profit</u> | | | |
| Tax Payments Current Year | \$23,650.00 | \$125,702.53 | 432 % |
| Tax Payments Prior Years | \$-2,378.00 | \$-97,797.90 | 4013 % |
| <i>Total Tax Payments</i> | <i>\$21,272.00</i> | <i>\$27,904.63</i> | <i>31 %</i> |
| Current Year Assessments | \$0.00 | \$0.00 | 100 % |
| Prior Year Assessments | \$25.00 | \$520.80 | 1983 % |
| <i>Total Assessments</i> | <i>\$25.00</i> | <i>\$520.80</i> | <i>1983 %</i> |
| Total Net-Profit Payments | \$21,297.00 | \$28,425.43 | 33 % |
| <u>Withholding</u> | | | |
| Tax Payments Current Year | \$969,994.88 | \$1,176,177.80 | 21 % |
| Tax Payments Prior Years | \$0.00 | \$57.24 | 100 % |
| <i>Total Tax Payments</i> | <i>\$969,994.88</i> | <i>\$1,176,235.04</i> | <i>21 %</i> |
| Current Year Assessments | \$100.00 | \$48.03 | -52 % |
| Prior Year Assessments | \$0.00 | \$42.76 | 100 % |
| <i>Total Assessments</i> | <i>\$100.00</i> | <i>\$90.79</i> | <i>-9 %</i> |
| Total Withholding Payments | \$970,094.88 | \$1,176,325.83 | 21 % |
| <u>Totals</u> | | | |
| Total Current Year Collected | \$1,023,435.90 | \$1,340,497.24 | 31 % |
| Total Prior Years Collected | \$37,989.66 | \$-64,931.62 | -271 % |
| <i>Total Tax Payments</i> | <i>\$1,061,425.56</i> | <i>\$1,275,565.62</i> | <i>20 %</i> |
| Total Current Year Assessments | \$100.00 | \$48.03 | -52 % |
| Total Prior Year Assessments | \$5,548.92 | \$5,455.64 | -2 % |
| <i>Total Assessment</i> | <i>\$5,648.92</i> | <i>\$5,503.67</i> | <i>-3 %</i> |
| Total Collected | \$1,067,074.48 | \$1,281,069.29 | 20 % |

*** End Of Report ***

HEALTH DEPARTMENT ACTIVITY REPORT FOR THE MONTH OF NOVEMBER 2017

| | Current Month | | Year to Date |
|--|------------------|--|-----------------|
|--|------------------|--|-----------------|

Vital Statistics Services

| | | | |
|---|-----|------|------|
| Births: Resident .. 0 ... Non-Resident .. 0.. Total: | 0 | | 4 |
| Deaths: Resident .. 24 ... Non-Resident .. 23 .. Total: | 47 | | 468 |
| Certified B/D copies issued | 260 | | 3248 |
| Burial Permits | 46 | | 477 |
| Fetal Death | 1 | | 1 |

Animal Control

| | | | |
|--|---|------|----|
| Animal bites reported | 3 | | 81 |
| Lab examinations: (Positive <u>0</u> ; Negative <u>1</u> ; Undetermined <u>0</u>) | | | |
| Total: . | 1 | | 8 |

Food Protection

| | | | |
|---|----|------|-----|
| Food Service/Food Establishment Inspections | 27 | | 390 |
| Food Vending Machine Inspections | 0 | | 46 |
| Mobile Unit/Temporary Food Inspections | 0 | | 90 |
| Consultations | 1 | | 25 |
| Plan Reviews made | 2 | | 16 |
| Food Complaints received | 1 | | 15 |

Education Provided

| | | | |
|------------------------------|----|--|-----|
| Food Service Education | 21 | | 180 |
|------------------------------|----|--|-----|

Nuisance Control

| | | | |
|------------------------------|----|------|-----|
| Residential complaints | 20 | | 298 |
| Commercial complaints | 1 | | 18 |
| Inspections | 38 | | 443 |
| Consultations | 1 | | 23 |
| Orders issued | 17 | | 261 |
| Orders in compliance | 16 | | 265 |
| Smoking Complaints | 0 | | 4 |
| Smoking Investigations | 0 | | 4 |

Environmental Inspection Services

| | | | |
|--------------------------------------|---|------|----|
| Swimming Pool Inspections | 0 | | 20 |
| Swimming Pool Complaints | 0 | | 1 |
| School Environment Inspections | 2 | | 12 |
| Supervised Community Clean-ups | 0 | | 3 |

Compliance Actions

| | | | |
|--------------------|---|------|---|
| Legal Action | 1 | | 5 |
|--------------------|---|------|---|

Mosquito Control

| | | | |
|-------------------------------|---|------|---|
| Mosquito Investigations | 0 | | 1 |
| Larvacide Drops | 0 | | 0 |
| Biomist Spraying | 0 | | 0 |

NURSING DIVISION REPORT**November 2017**

| | | |
|---------------------|------------------------|-----|
| WIC CLINICS: | Initial Certification | 72 |
| | Re-certifications | 40 |
| | Individual Appointment | 103 |
| | Group or Self modules | 23 |
| | Case Load | 829 |

| | | |
|------------------------------|----------------------------|-----|
| IMMUNIZATION CLINICS: | Patients seen | 54 |
| | Immunizations Administered | 127 |

| | | |
|---------------------------|--------------------------------------|---|
| TB TESTING CLINIC: | TB Tests Administered | 0 |
| | Positive Reactors referred for X-ray | 0 |

| COMMUNITY NURSING: | November 2017 | <u>Year to Date</u> |
|------------------------------|----------------------|----------------------------|
| Lions Club Applications | | 1 |
| SID/ SUID Home Visit | - | - |
| Help Me Grow/ BCMH Referrals | 3 | 13 |
| BCMh Home Visits | 3 | 37 |
| Lead Referrals | - | - |
| Lead investigations | - | - |
| Lice Checks | | 2 |
| BCMh consults | - | - |
| Safe Sleep Class | - | 5 |

Parochial School Visits: **2** Nurse Hagi completed vision and hearing screenings for Massillon Christian School.

Field Visits: **2**

Auxiliary Visits: 394


Miscellaneous:

Nurse Wood attended the REDS Network Meeting at Stark County.

Diana Wood BSN, RN
Director of Nursing


Number of Memberships Sold by Month

| | 2006 | 2007 | 2008 | 2009 | 2010 | 2011 | 2012 | 2013 | 2014 | 2015 | 2016 | 2017 | TOTALS |
|---------------|-------------|-------------|-------------|-------------|-------------|-------------|-------------|-------------|-------------|-------------|-------------|-------------|--------------|
| January | 1255 | 908 | 1052 | 932 | 999 | 987 | 1110 | 1257 | 999 | 960 | 785 | 820 | 12064 |
| February | 857 | 773 | 616 | 715 | 748 | 714 | 843 | 832 | 804 | 628 | 506 | 482 | 8518 |
| March | 733 | 660 | 605 | 529 | 617 | 723 | 650 | 715 | 692 | 527 | 348 | 404 | 7203 |
| April | 409 | 392 | 387 | 397 | 342 | 457 | 451 | 483 | 421 | 277 | 238 | 249 | 4503 |
| May | 386 | 315 | 324 | 305 | 254 | 400 | 325 | 424 | 362 | 277 | 267 | 249 | 3888 |
| June | 474 | 331 | 393 | 311 | 337 | 385 | 392 | 414 | 240 | 312 | 223 | 275 | 3812 |
| July | 393 | 364 | 309 | 270 | 253 | 360 | 406 | 387 | 234 | 232 | 212 | 252 | 3672 |
| August | 249 | 239 | 209 | 260 | 165 | 372 | 289 | 299 | 131 | 220 | 173 | 157 | 2763 |
| September | 432 | 355 | 394 | 250 | 361 | 353 | 303 | 372 | 249 | 188 | 210 | 283 | 3467 |
| October | 510 | 421 | 416 | 293 | 343 | 401 | 569 | 480 | 298 | 328 | 249 | 296 | 4604 |
| November | 598 | 401 | 463 | 622 | 510 | 488 | 531 | 524 | 333 | 235 | 267 | 378 | 5350 |
| December | 942 | 545 | 497 | 455 | 542 | 664 | 555 | 1036 | 457 | 525 | 404 | | 6622 |
| TOTALS | 7238 | 5704 | 5665 | 5339 | 5471 | 6304 | 6424 | 7223 | 5220 | 4709 | 3882 | 3845 | 67024 |




Membership Packages Sold by Month

| | 2006 | 2007 | 2008 | 2009 | 2010 | 2011 | 2012 | 2013 | 2014 | 2015 | 2016 | 2017 | TOTALS |
|---------------|-------------|-------------|-------------|-------------|-------------|-------------|-------------|-------------|-------------|-------------|-------------|-------------|--------------|
| January | 899 | 630 | 701 | 710 | 662 | 706 | 805 | 875 | 753 | 703 | 541 | 615 | 8600 |
| February | 588 | 525 | 405 | 465 | 450 | 423 | 589 | 560 | 555 | 421 | 369 | 352 | 5702 |
| March | 507 | 422 | 404 | 349 | 377 | 484 | 450 | 474 | 502 | 393 | 256 | 292 | 4910 |
| April | 303 | 268 | 288 | 287 | 235 | 385 | 348 | 356 | 332 | 215 | 188 | 185 | 3390 |
| May | 283 | 226 | 243 | 207 | 203 | 292 | 253 | 310 | 310 | 200 | 192 | 192 | 2911 |
| June | 373 | 297 | 254 | 228 | 239 | 296 | 272 | 298 | 212 | 208 | 174 | 216 | 2851 |
| July | 278 | 233 | 235 | 182 | 203 | 283 | 298 | 286 | 186 | 168 | 157 | 200 | 2509 |
| August | 205 | 197 | 159 | 185 | 165 | 277 | 244 | 217 | 106 | 166 | 137 | 112 | 2170 |
| September | 295 | 266 | 291 | 202 | 259 | 302 | 234 | 295 | 192 | 158 | 171 | 222 | 2665 |
| October | 370 | 300 | 320 | 228 | 277 | 315 | 422 | 386 | 213 | 234 | 199 | 229 | 3493 |
| November | 441 | 319 | 314 | 432 | 346 | 369 | 400 | 369 | 246 | 322 | 196 | 273 | 4027 |
| December | 692 | 418 | 356 | 351 | 373 | 439 | 309 | 755 | 331 | 366 | 341 | | 4731 |
| TOTALS | 5234 | 4101 | 3970 | 3826 | 3789 | 4571 | 4624 | 5181 | 3938 | 3554 | 2921 | 2888 | 48597 |



Membership Usage by Month

| | 2006 | 2007 | 2008 | 2009 | 2010 | 2011 | 2012 | 2013 | 2014 | 2015 | 2016 | 2017 | TOTALS |
|---------------|----------------|----------------|----------------|----------------|----------------|----------------|----------------|----------------|----------------|----------------|----------------|----------------|------------------|
| January | 22,141 | 20,732 | 17,604 | 16,136 | 18,712 | 18,288 | 20,572 | 20,454 | 20,060 | 18,895 | 19,510 | 18,933 | 232,037 |
| February | 20,877 | 17,007 | 16,204 | 16,566 | 17,466 | 16,085 | 20,484 | 20,403 | 18,947 | 19,050 | 20,197 | 17,704 | 220,990 |
| March | 21,846 | 18,427 | 16,165 | 17,593 | 20,210 | 17,899 | 18,226 | 21,269 | 20,463 | 21,237 | 19,725 | 19,197 | 232,257 |
| April | 13,933 | 13,474 | 13,057 | 13,793 | 13,059 | 14,362 | 13,982 | 17,453 | 16,219 | 17,183 | 16,298 | 12,945 | 175,758 |
| May | 12,368 | 10,229 | 10,182 | 10,883 | 11,193 | 12,582 | 12,341 | 13,159 | 13,188 | 12,886 | 13,774 | 13,552 | 146,337 |
| June | 10,825 | 9,533 | 9,651 | 10,861 | 10,822 | 11,603 | 11,924 | 13,168 | 15,610 | 14,257 | 12,286 | 11,552 | 130,540 |
| July | 10,169 | 9,432 | 9,745 | 10,385 | 10,439 | 10,826 | 12,938 | 13,752 | 12,235 | 13,509 | 11,053 | 11,661 | 113,430 |
| August | 7,968 | 7,937 | 6,525 | 9,499 | 8,616 | 11,819 | 10,315 | 9,802 | 9,015 | 11,894 | 10,146 | 9,105 | 93,390 |
| September | 8,042 | 7,718 | 7,821 | 9,079 | 9,592 | 11,262 | 10,279 | 10,371 | 10,826 | 9,482 | 10,538 | 9,529 | 94,472 |
| October | 10,487 | 9,456 | 9,293 | 9,865 | 10,357 | 12,225 | 12,954 | 13,033 | 11,472 | 12,995 | 11,401 | 12,400 | 112,137 |
| November | 12,121 | 10,348 | 10,425 | 11,722 | 11,994 | 13,080 | 13,796 | 13,876 | 12,658 | 13,523 | 12,232 | 12,897 | 123,543 |
| December | 12,701 | 10,559 | 11,888 | 13,189 | 12,542 | 14,316 | 13,177 | 15,357 | 14,100 | 14,723 | 13,318 | | 132,552 |
| TOTALS | 163,478 | 144,852 | 138,560 | 149,571 | 155,002 | 164,347 | 170,988 | 182,097 | 174,793 | 179,634 | 170,478 | 149,475 | 1,807,443 |





MONTHLY REPORT – November 2017

Dec 15th, 2017

| GOLF COURSE OPERATIONS | <u>2017</u> | <u>2016</u> |
|-------------------------------------|-----------------------|-----------------------|
| Green Fee Revenue YTD | \$628,424.74 | \$629,214.41 |
| Cart Fees YTD | \$35,088.00 | \$32,452.00 |
| Range Balls YTD | \$21,426.00 | \$19,339.00 |
| Memberships YTD | \$54,663.75 | \$58,479.50 |
| Outings YTD | \$48,037.00 | \$49,202.00 |
| Pro Shop Merchandise YTD | \$37,183.68 | \$38,153.80 |
| Accounting | (\$25,125.71) | (\$26,354.26) |
| Total Revenue YTD | \$799,697.46 | \$800,486.45 |
| | | |
| CLUB BANQUETS | <u>2017</u> | <u>2016</u> |
| Banquets YTD | 70 | 74 |
| Banquets Booked | 70 | 74 |
| F & B Revenue YTD | \$243,685.61 | \$245,345.33 |
| | | |
| TOTAL REVENUE YTD | \$1,043,383.07 | \$1,045,831.78 |
| | | |
| BOND | - \$20,744.41 | - \$21,256.88 |
| | | |
| TOTAL NET REVENUE AFTER BOND | \$1,022,638.66 | \$1,024,574.90 |



Director Of Golf/ General Manager

Massillon Parks & Recreation Board Meeting – Tue., December 19, 2017

- 46 members of the Massillon Senior Center Activity Club traveled to the Ohio Star Theater on Tue., November 28th for the play “Our Christmas Dinner”. It was a wonderful musical and dinner was delicious!
- The Massillon Senior Citizens Chorus ended their season on a high note. They then celebrated their success with a Christmas luncheon at Kozmos on Dec. 6th. They are looking forward to next year. Practice will start in April.
- The Activity Club members will enjoy a “Christmas Feast” on Tue., Dec 19th. This event will be hosted by Amherst Meadow Care Center and Shady Lawn Care Center. A catered dinner of turkey, stuffing and all the trimmings will be served at noon. Many thanks to Megan Arney and Mariah White for their generosity and continued support.
- The Danbury will be hosting a “New Year’s Eve Celebration” on Fri., December 29th. All members will be treated to appetizers, sparkling juice and party favors. Lunch will follow in the main dining room provide by Meals on Wheels of Stark and Wayne County.
- We would like to wish all the Board Members a Merry Christmas and Happy New Year. We thank you for your work and dedication to your commission.

Report submitted by: Caroline Ferrel, Senior Center Director

MAYORS REPORT

STREETS AND HIGHWAY

| | | | | | | | | | | | | | | | | | | | | | | | | | | | | | | | | | | | | | | | | | | | | | | | | | | | | | | | | | |
|--|---|-----|----------------------|------|----------------------|------|----------------------|------|----------------------|-------|----------------------|-----|---------------------|---|---------------------|---|---------------------|---|---------------------|---|---------------------|---|---------------------|---|-----------|---|-------------|---|-------------|---|-----------|----|--|------------------------|---|------------------------|---|------------------------|----|------------------------|---|------------------------|---|------------------------|---|----------------------|---|----------------------|---|----------------------|---|----------------------|---|----------------------|----|----------------------|---|
| <div style="display: flex; justify-content: space-between; border-bottom: 1px solid black; padding-bottom: 5px;"> Date 11/30/2017 </div> | <div style="display: flex; justify-content: space-between; border-bottom: 1px solid black; padding-bottom: 5px;"> Date Submitted 12/4/2017 </div> | | | | | | | | | | | | | | | | | | | | | | | | | | | | | | | | | | | | | | | | | | | | | | | | | | | | | | | | |
| <table border="0" style="width: 100%;"> <tr><td>Cold Mix Tons Ward 1</td><td style="border: 1px solid black; text-align: center; width: 100px;">.88</td></tr> <tr><td>Cold Mix Tons Ward 2</td><td style="border: 1px solid black; text-align: center;">5.62</td></tr> <tr><td>Cold Mix Tons Ward 3</td><td style="border: 1px solid black; text-align: center;">5.47</td></tr> <tr><td>Cold Mix Tons Ward 4</td><td style="border: 1px solid black; text-align: center;">4.58</td></tr> <tr><td>Cold Mix Tons Ward 5</td><td style="border: 1px solid black; text-align: center;">24.78</td></tr> <tr><td>Cold Mix Tons Ward 6</td><td style="border: 1px solid black; text-align: center;">.75</td></tr> <tr><td>Hot Mix Tons Ward 1</td><td style="border: 1px solid black; text-align: center;">0</td></tr> <tr><td>Hot Mix Tons Ward 2</td><td style="border: 1px solid black; text-align: center;">0</td></tr> <tr><td>Hot Mix Tons Ward 3</td><td style="border: 1px solid black; text-align: center;">0</td></tr> <tr><td>Hot Mix Tons Ward 4</td><td style="border: 1px solid black; text-align: center;">0</td></tr> <tr><td>Hot Mix Tons Ward 5</td><td style="border: 1px solid black; text-align: center;">8</td></tr> <tr><td>Hot Mix Tons Ward 6</td><td style="border: 1px solid black; text-align: center;">0</td></tr> <tr><td>Salt Tons</td><td style="border: 1px solid black; text-align: center;">0</td></tr> <tr><td>Mortar Bags</td><td style="border: 1px solid black; text-align: center;">0</td></tr> <tr><td>Cement Bags</td><td style="border: 1px solid black; text-align: center;">1</td></tr> <tr><td>Sand Tons</td><td style="border: 1px solid black; text-align: center;">.1</td></tr> </table> | Cold Mix Tons Ward 1 | .88 | Cold Mix Tons Ward 2 | 5.62 | Cold Mix Tons Ward 3 | 5.47 | Cold Mix Tons Ward 4 | 4.58 | Cold Mix Tons Ward 5 | 24.78 | Cold Mix Tons Ward 6 | .75 | Hot Mix Tons Ward 1 | 0 | Hot Mix Tons Ward 2 | 0 | Hot Mix Tons Ward 3 | 0 | Hot Mix Tons Ward 4 | 0 | Hot Mix Tons Ward 5 | 8 | Hot Mix Tons Ward 6 | 0 | Salt Tons | 0 | Mortar Bags | 0 | Cement Bags | 1 | Sand Tons | .1 | <table border="0" style="width: 100%;"> <tr><td>Patched Streets Ward 1</td><td style="border: 1px solid black; text-align: center; width: 100px;">2</td></tr> <tr><td>Patched Streets Ward 2</td><td style="border: 1px solid black; text-align: center;">8</td></tr> <tr><td>Patched Streets Ward 3</td><td style="border: 1px solid black; text-align: center;">19</td></tr> <tr><td>Patched Streets Ward 4</td><td style="border: 1px solid black; text-align: center;">4</td></tr> <tr><td>Patched Streets Ward 5</td><td style="border: 1px solid black; text-align: center;">3</td></tr> <tr><td>Patched Streets Ward 6</td><td style="border: 1px solid black; text-align: center;">1</td></tr> <tr><td>Swept Streets Ward 1</td><td style="border: 1px solid black; text-align: center;">7</td></tr> <tr><td>Swept Streets Ward 2</td><td style="border: 1px solid black; text-align: center;">3</td></tr> <tr><td>Swept Streets Ward 3</td><td style="border: 1px solid black; text-align: center;">3</td></tr> <tr><td>Swept Streets Ward 4</td><td style="border: 1px solid black; text-align: center;">0</td></tr> <tr><td>Swept Streets Ward 5</td><td style="border: 1px solid black; text-align: center;">10</td></tr> <tr><td>Swept Streets Ward 6</td><td style="border: 1px solid black; text-align: center;">0</td></tr> </table> | Patched Streets Ward 1 | 2 | Patched Streets Ward 2 | 8 | Patched Streets Ward 3 | 19 | Patched Streets Ward 4 | 4 | Patched Streets Ward 5 | 3 | Patched Streets Ward 6 | 1 | Swept Streets Ward 1 | 7 | Swept Streets Ward 2 | 3 | Swept Streets Ward 3 | 3 | Swept Streets Ward 4 | 0 | Swept Streets Ward 5 | 10 | Swept Streets Ward 6 | 0 |
| Cold Mix Tons Ward 1 | .88 | | | | | | | | | | | | | | | | | | | | | | | | | | | | | | | | | | | | | | | | | | | | | | | | | | | | | | | | |
| Cold Mix Tons Ward 2 | 5.62 | | | | | | | | | | | | | | | | | | | | | | | | | | | | | | | | | | | | | | | | | | | | | | | | | | | | | | | | |
| Cold Mix Tons Ward 3 | 5.47 | | | | | | | | | | | | | | | | | | | | | | | | | | | | | | | | | | | | | | | | | | | | | | | | | | | | | | | | |
| Cold Mix Tons Ward 4 | 4.58 | | | | | | | | | | | | | | | | | | | | | | | | | | | | | | | | | | | | | | | | | | | | | | | | | | | | | | | | |
| Cold Mix Tons Ward 5 | 24.78 | | | | | | | | | | | | | | | | | | | | | | | | | | | | | | | | | | | | | | | | | | | | | | | | | | | | | | | | |
| Cold Mix Tons Ward 6 | .75 | | | | | | | | | | | | | | | | | | | | | | | | | | | | | | | | | | | | | | | | | | | | | | | | | | | | | | | | |
| Hot Mix Tons Ward 1 | 0 | | | | | | | | | | | | | | | | | | | | | | | | | | | | | | | | | | | | | | | | | | | | | | | | | | | | | | | | |
| Hot Mix Tons Ward 2 | 0 | | | | | | | | | | | | | | | | | | | | | | | | | | | | | | | | | | | | | | | | | | | | | | | | | | | | | | | | |
| Hot Mix Tons Ward 3 | 0 | | | | | | | | | | | | | | | | | | | | | | | | | | | | | | | | | | | | | | | | | | | | | | | | | | | | | | | | |
| Hot Mix Tons Ward 4 | 0 | | | | | | | | | | | | | | | | | | | | | | | | | | | | | | | | | | | | | | | | | | | | | | | | | | | | | | | | |
| Hot Mix Tons Ward 5 | 8 | | | | | | | | | | | | | | | | | | | | | | | | | | | | | | | | | | | | | | | | | | | | | | | | | | | | | | | | |
| Hot Mix Tons Ward 6 | 0 | | | | | | | | | | | | | | | | | | | | | | | | | | | | | | | | | | | | | | | | | | | | | | | | | | | | | | | | |
| Salt Tons | 0 | | | | | | | | | | | | | | | | | | | | | | | | | | | | | | | | | | | | | | | | | | | | | | | | | | | | | | | | |
| Mortar Bags | 0 | | | | | | | | | | | | | | | | | | | | | | | | | | | | | | | | | | | | | | | | | | | | | | | | | | | | | | | | |
| Cement Bags | 1 | | | | | | | | | | | | | | | | | | | | | | | | | | | | | | | | | | | | | | | | | | | | | | | | | | | | | | | | |
| Sand Tons | .1 | | | | | | | | | | | | | | | | | | | | | | | | | | | | | | | | | | | | | | | | | | | | | | | | | | | | | | | | |
| Patched Streets Ward 1 | 2 | | | | | | | | | | | | | | | | | | | | | | | | | | | | | | | | | | | | | | | | | | | | | | | | | | | | | | | | |
| Patched Streets Ward 2 | 8 | | | | | | | | | | | | | | | | | | | | | | | | | | | | | | | | | | | | | | | | | | | | | | | | | | | | | | | | |
| Patched Streets Ward 3 | 19 | | | | | | | | | | | | | | | | | | | | | | | | | | | | | | | | | | | | | | | | | | | | | | | | | | | | | | | | |
| Patched Streets Ward 4 | 4 | | | | | | | | | | | | | | | | | | | | | | | | | | | | | | | | | | | | | | | | | | | | | | | | | | | | | | | | |
| Patched Streets Ward 5 | 3 | | | | | | | | | | | | | | | | | | | | | | | | | | | | | | | | | | | | | | | | | | | | | | | | | | | | | | | | |
| Patched Streets Ward 6 | 1 | | | | | | | | | | | | | | | | | | | | | | | | | | | | | | | | | | | | | | | | | | | | | | | | | | | | | | | | |
| Swept Streets Ward 1 | 7 | | | | | | | | | | | | | | | | | | | | | | | | | | | | | | | | | | | | | | | | | | | | | | | | | | | | | | | | |
| Swept Streets Ward 2 | 3 | | | | | | | | | | | | | | | | | | | | | | | | | | | | | | | | | | | | | | | | | | | | | | | | | | | | | | | | |
| Swept Streets Ward 3 | 3 | | | | | | | | | | | | | | | | | | | | | | | | | | | | | | | | | | | | | | | | | | | | | | | | | | | | | | | | |
| Swept Streets Ward 4 | 0 | | | | | | | | | | | | | | | | | | | | | | | | | | | | | | | | | | | | | | | | | | | | | | | | | | | | | | | | |
| Swept Streets Ward 5 | 10 | | | | | | | | | | | | | | | | | | | | | | | | | | | | | | | | | | | | | | | | | | | | | | | | | | | | | | | | |
| Swept Streets Ward 6 | 0 | | | | | | | | | | | | | | | | | | | | | | | | | | | | | | | | | | | | | | | | | | | | | | | | | | | | | | | | |
| <div style="display: flex; justify-content: space-between;"> Removed Advertising Signs From Telephone Poles/Tree Lawns <input checked="" type="checkbox"/> </div> <div style="display: flex; justify-content: space-between;"> Removed Fallen Trees/Limbs From Street <input checked="" type="checkbox"/> </div> <div style="display: flex; justify-content: space-between;"> Cleaned Off Catch Basins <input checked="" type="checkbox"/> </div> <div style="display: flex; justify-content: space-between;"> Mowed/Weedeat <input checked="" type="checkbox"/> </div> | | | | | | | | | | | | | | | | | | | | | | | | | | | | | | | | | | | | | | | | | | | | | | | | | | | | | | | | | |
| Barricades | <div style="border: 1px solid black; padding: 10px; text-align: center;">Yes</div> | | | | | | | | | | | | | | | | | | | | | | | | | | | | | | | | | | | | | | | | | | | | | | | | | | | | | | | | |

CITY OF MASSILLON
SAFETY DEPARTMENT
NOVEMBER MONTHLY REPORT

NOVEMBER 1, 2017

Replace bulb 16th Street at Walnut Road SE
Store showmobile for winter
Checked parks pavilion to store paint truck
Checked street lights Sterilite Street and Millennium Drive SE
Work on traffic controller Edwin Ave at Erie Street S
Turn on heater bulbs for mechanical controllers
Work in shop

NOVEMBER 2, 2017

Replace bulbs Charles Ave SE at 1st Street SE and Pedestrian
Signal 1st Street at Lincoln Way W
Put air compressor in storage Community Park
Replace outlet Mechanics Bay City Garage
Reset traffic controller 17th Street NW at Lincoln Way W
Program new traffic controller Edwin Ave SE at Erie Street S
Work in Shop

NOVEMBER 3, 2017

Work on controller and cabinet Lincoln Way W at 17th Street NW
Check wiring in traffic signal Lincoln Way w at 17th Street NW
Reset outside light timers City Hall and City Garage
Work in shop

NOVEMBER 6, 2017

Install Banner Lincoln Way E Downtown
Troubleshoot traffic light 17th Street NW at Lincoln Way W
Install LED lights on Christmas wreath for City Hall Annex front
Work in shop

NOVEMBER 7, 2017

Install 4x4 post Duncan Plaza Santa's Cottage
Install new traffic light LED 17th Street at Lincoln Way W
Work on 17th Street NW at Lincoln Way traffic signal
Work in Shop

NOVEMBER 8, 2017

Replace bulb Richville Drive at Southway Street SW
Install electric panel Duncan Plaza
Pick up parts Menards
Work in shop

NOVEMBER 9, 2017

Replace 2 light switches City Garage Street Department
Work on electric Duncan Plaza
Check outlets City Hall
Pick up parts Menards
Repair cabinet door on light pole Genshaft Park
Work in Shop

NOVEMBER 10, 2017

Veterans Day Holiday

NOVEMBER 13, 2017

Replace bulb Lincoln Way E at Hess Blvd SE
Check timing on controller Route 21 at Lake Ave NW
Remove football banners and brackets Lincoln Way Downtown
Check lights for Downtown Christmas tree
Work in Shop

NOVEMBER 14, 2017

Install Christmas lights Lincoln Way Downtown
Check wiring on walk-in cool Legends Golf Course
Work in Shop

NOVEMBER 15, 2017

Install Christmas lights on Annex building
Work on outlet MPD
Deliver electric panel for Christmas tree Museum
Put Lincoln Way W at 32nd Street NW on flash for Water Company
Turn on heater bulbs on in old controller cabinets
Work in shop

NOVEMBER 16, 2017

Install new outlet for water fountain MPD
Repair jail cell door MPD
Pick up supplies Keller Office supply
Work on controller and camera Walnut Road at 6th Street SW & Duncan SW
Work in shop

NOVEMBER 17, 2017

Replace bulb Lincoln Way W at 32nd Street NW, Route 21 at
Finefrock Road SW
Set timers for Christmas lights downtown
Work on electric panel for Christmas tree downtown
Check timing on controllers Route 21 at Lake Ave NW and
Lake Ave NE at 1st Street NE
Work in shop

NOVEMBER 20, 2017

Replace bulb Southway Street SE at Richville Drive, Amherst Road NE
At Korman Ave NE
Work on traffic signals and cabinet Lincoln Way W at 17th Street NW
Pick up parts Menards
Work in shop

NOVEMBER 21, 2017

Install Christmas tree lights Lincoln Way Downtown
Check controller Lincoln Way W at 17th Street NW
Work in shop

NOVEMBER 22, 2017

Replace bulb Walnut Road SE at 16th Street SE
Install lights on Christmas tree Downtown
Work on Christmas lights City Hall
Work on Christmas lights Duncan Plaza
Work in shop

NOVEMBER 23-24, 2017
THANKSGIVING HOLIDAY

NOVEMBER 27, 2017

Replace bulbs Route 21 N. Bound Ramp, Big Indian at Erie Street S.
Hess Blvd at Tremont Ave SE, Main Ave W at 23rd Street, and
Wales Ave at State Street NE
Work on Christmas lights Duncan Plaza
Install sign outside of Sr. Center
Check alarm tones Fire Station #4
Set timing on controller Lincoln Way W at 17th Street NW
Work in shop

NOVEMBER 28, 2017

Install electric panel for Christmas tree lights downtown
Work on signal removal signs
Pick up parts Fatboy tools and Home Depot
Work on outside lights and outlet cover Duncan Plaza
Had oil changed in bucket truck 725
Work in shop

NOVEMBER 29, 2017

Replace bulb Erie Street S. at Route 21 S. Bound Ramp
Pick up parts Ziegler Nut & Bolt House
Put Banner up Lincoln Way Downtown
Set up showmobile electric panel Lincoln Way at 1st Street SE
Work in shop

NOVEMBER 30, 2017

Install signal removal signs Erie Street S. at South Ave and
State Ave NE at 1st Street NE
Install new bows and wreath on Annex Building
Talked to Southway fence about electric lines in ground at
Route 21 and Lake Ave for guardrail installation
Work in shop

CITY OF MASSILLON
SIGN AND PAINT DEPARTMENT
NOVEMBER MONTHLY REPORT

NOVEMBER 1, 2017

Post No Parking signs 1st Street SE for Museum Event
Clean and store equipment for winter
Replace 25MPH sign and post Lincoln Way E at Hess Blvd SE
Meet with Studer sign about how to hang City Parking lot sign
Work in shop

NOVEMBER 2, 2017

Replace 20MPH sign 16th Street SE at Gibson Ave SE
Move air compressor trailer to Community Park
Replace Yard Waste sign with new sign
Inspect signs NE area
Work in Shop

NOVEMBER 3, 2017

Clean and winterize equipment
Help Safety Department with Traffic light Lincoln Way W at 17th Street
Inspect signs SW area
Meet with Steve at Eagles Club about crosswalks and Handicap spaces
Work in shop

NOVEMBER 7, 2017

OUPS seminar Canton Ohio
Pick up Parts
Work in Shop

NOVEMBER 8, 2017

Make and replace 25MPH sign 317 Lincoln Way E
Make and replace 35MPH signs Tremont Ave at Hess Blvd SE,
16th Street SE at Gibson Ave SE and Finefrock Road SW
Replace Lane sign Finefrock Road at 17th Street SW west bound
Work in shop

NOVEMBER 9, 2017

Remove tape on sign Lake Ave NE at Spring Hill Lane
Straighten sign post State Ave NE at Wales Road NE
Remove rebar and advertisement sign Wales Road NE at Lincoln Way E
Remove unnecessary sign at crosswalk
Replace Stop sign 13th Street SW at Main Ave W Graffiti
Load yard waste and Street sweeping containers
Work in Shop

NOVEMBER 10, 2017
VETERAINS DAY HOLIDAY

NOVEMBER 13, 2017

Unload truck, put sign supplies away
Build reflective warning signs for Steel plates on catch basins
Inspect signs SW section
Work in shop

NOVEMBER 14, 2017

Build more warning signs for steel plates
Replace stop sign Phillips Road at Campbell Circle NE
Drill hole in cement and install U post Erie Street S at South Ave SE
Work in shop

NOVEMBER 15, 2017

Install U post State Ave NE at 1st Street NE
Remove sign and post 1st Street SE
Replace faded 25mph sign 1762 16th Street SE
Work in shop

NOVEMBER 16, 2017

Post No Parking signs 1st Street SE for Museum event
Post No Parking signs Lincoln Way Downtown and
Parade staging area
Work in shop

NOVEMBER 20, 2017

Replace damaged Stop sign 8' U-post Stanton Ave NW at 26th Street NW
Install temporary Stop sign Sawmill Trail NE at Tanglewood Drive NE
Remove No Parking signs from Saturday events Lincoln Way and 1st Street
Work on brackets for City Parking lot sign Erie Ave N at North Ave
Work in shop

NOVEMBER 21, 2017

Drill brackets and filed for sign at City Lot
Move large flower box by museum so Electrician can
Install lights on Christmas tree
Replace faded signs 1st Street, Cherry Road and Hills & Dales Ave NE
Remove and reinstall leaning Stop sign U-post Wales Road at Burd Ave NE
Work in shop

NOVEMBER 22, 2017

Paint brackets for City Parking lot sign
Replace faded signs 116, 208 Ohio Ave and at corner of 1st Street NE
Make signs to replace faded signs
Replace faded No Parking sign 651 1st Street NE
Work in shop

NOVEMBER 23, 2017

THANKSGIVING HOLIDAY

NOVEMBER 24, 2017

THANKSGIVING HOLIDAY

NOVEMBER 27, 2017

Replace 25MPH signs and posts Arapahoe Road SE
Replace No Parking sign Arapahoe Road SE
Replace Stop sign Kendell Ave at 11th Street NE
Replace 20 MPH and No Parking sign Rotch Ave NE
Replace No Parking signs State Ave NE
Install Bronze Plaque by Chase Bank
Work in shop

NOVEMBER 28, 2017

Post temp No Parking signs Lincoln Way Downtown, 8th Street NE,
Erie Street S and Tremont Ave SE and 1st Street SE
Straighten large sign post Lincoln Way at Wales Road NE
Unload old replaced signs from truck
Work in shop

NOVEMBER 29, 2017

Count and make No Parking signs for Candle lite walk
Refaced faded signs
Work on inventory of signs and posts and all supplies
Order supplies
Meet with 3M salesman
Work in shop

**CITY OF MASSILLON
STREET DEPARTMENT
NOVEMBER MONTHLY REPORT**

NOVEMBER 1, 2017

Clean and open catch basins City Wide
Sweep 25th Street SE, 26th Street SE, 27th Street SE, Massachusetts Ave SE
Connecticut Ave SE, Rhode Island, 9th Street SW, 11th Street SW,
12th Street SW and 13th Street SW
Mowing Finefrock Road SW both sides
Patch pothole Cherry Road NE at 1st Street
Pick up barricades 24th Street SW at Carlene Ave SW
Get signs ready for Lincoln way E at Wales Road Catch Basin Repair
Load street sweeping container
Work in shop

NOVEMBER 2, 2017

Clean building and Equipment
Winterize Trucks
Sweep Garage parking lot, Overlook Ave SW, Finefrock Road SW, Niles Street SW,
Karn Ave SW, 15th Street SW, Erie Street S
Patch Prospect Drive SE, Nave Road SE, McKinley Ave SW and
Erie Street S
Set up work zone Wales Road NE at Lincoln Way E for Catch Basin Repair
Place barrel on Catch Basin Amberwood Circle NE
Remove expired Opossum 1300 Oak Ave SE
Load yard waste container
Work in Shop

NOVEMBER 3, 2017

Sweep downtown area Lincoln Way E, Tremont Ave SE,
Erie Street, Federal Ave NE, 1st Street, 2nd Street, 3rd Street
Haul scrap to Warmington Road Recycle
Load street sweeping and yard waste containers
Load Scrap
Pick up signs Wales Road at Lincoln Way E
Work in shop

NOVEMBER 6, 2017

Clean and open catch basins City Wide
Haul Scrap to PCS Metals Warmington Road SW
Pick up barricades 1st Street SW, Erie Street S and 3rd Street at Tremont Ave SE
Put plate back on catch basin Reservoir Park by Falls
Pick up park mower and move it to Park Garage
Put grindings in potholes East end of Forest Ave SE
Remove large tree limbs 100 block Maple Ave SE
Check areas for flooding
Load street sweeping container
Work in shop

NOVEMBER 7, 2017

Patching 13th Street SE, 16th Street SE, Cambridge Ave SE and
Howell Place NW
Clean catch basins City wide
Haul scrap to PCS Metals Warmington Road SW
Sweepers change all brooms
Load scrap for hauling
Load street sweeping container
Work in Shop

NOVEMBER 8, 2017

Patch 1st Street SW and State Street NW, Cherry Road NE and
Nave Road SE
Sweeping Main Ave W Tremont Ave SW, Wales Road NE and
Lake Ave NE
Clean catch basins City wide
Load yard waste container
Load street sweeping container
Work in shop

NOVEMBER 9, 2017

Clean catch basins city wide
Sweep Finefrock Road SW, 17th Street SW, Amherst Road NE and
1st Street NE
Load yard waste and street sweeping containers
Work in Shop

NOVEMBER 10, 2017

VETERANS DAY HOLIDAY

NOVEMBER 13, 2017

Patch Tanglewood Drive NE, 16th Street SE, 20th Street SE and
Hickory Ave NE, Harold Ave SE, Woodview Drive NE,
Stoner Ave NE, 1st Street SE, 2nd Street SE, and Bittersweet Drive NE
Sweep 8th Street NE and 9th Street NE
Put steel plate markers in place City Wide
Pick up carpet Richville Drive and 3rd Street SE
Clean carport area
Load yard waste and street sweeping containers
Check raised gutter at 2307 Fallen Oak Circle NE
Load couches and chairs in dumpster
Work in shop

NOVEMBER 14, 2017

Patch Oak Ave SW, Deerfield Lane NE, Carnation Street NE, and
Hickory Ave NE
Sweep 10th Street NE and 11th Street NE
Put markers on steel plates covering bad catch basins
Mowing tractor Route 21
Mowing Walkers Cherry Road at Route 21 and Lillian Gish Blvd island
Move 2 fallen trees Bottoms Park
Spread grindings Forest Ave SE Dead end
Remove damaged guard rail Cherry Road NW
Load sweeping and yard waste containers

NOVEMBER 15, 2017

Sweeping Medill Ave NE, Rotch Ave NE, Yale Ave NE and
Irvington Ave NE
Mowing tractor Finefrock Road SW and Route 21
Clean brush Route 21 North bound
Work in shop

NOVEMBER 16, 2017

Patch Arthur Street SE, Cambridge Ave SE, 1st Street SE, Carnation Street NE,
North Ave NE & 1st Street NW
Sweep Route 21
Clean shoulders Route 21 North and South Bound in City
Help with manhole Lake Ave NE at Amherst Road NE
Mowing tractor vacant lots Walnut Road SE, 17th Street SW,
Finefrock Road SW and Warmington Road SW
Clean 889 to switch out trucks
Load yard waste and street sweeping container
Remove 1 expired cat Ohio Ave NE
Work in shop

NOVEMBER 17, 2017

Patch Diamond Court SE and 2nd Street SE, 5th Street NE,
6th Street NE, Commonwealth Ave NE, Keuper Blvd NE,
Hayes Ave NE and Gail Ave NE
Mowing Tractor Finefrock Road SW, Warmington Road SW
Sweeping downtown Tremont Ave SE, Lincoln Way E,
Federal Ave NE, Erie Street, 1st Street, 2nd Street, all bridges and
Finefrock Road SW
Deliver barricades downtown for Holiday Parade
Load street sweeping container
Work in shop

NOVEMBER 20, 2017

Street Department Meeting AM
Clean catch basins City wide
Pull signs from poles and tree lawn
Sweep Phillips Road NE, Campbell Circle NE, 16th Street NE,
Reservoir Drive NE, Neale Ave SW, Griffith Ave SW,
Webb Ave SW and Duncan Street SW
Board up 4 windows secure 2 doors 503 1st Street
800 Walnut Road SE tree down in alley
Check drainage ditch 27th Street NE needs debris cleaned out
Check water main cut 1st Street NE at Lake Ave NE
Load street sweeping and yard waste containers
Remove expired Dog Walnut Road SE
Work in shop

NOVEMBER 21, 2017

Pave finish salt bin area City Garage
Clean catch basins
Mowing tractor Valerie Ave NE, 3rd Street NW,
Earl Road NW and 9th Street SW
Sweeping Dogwood Drive NE, Tanglewood Drive NE and Stoner Ave NE
Mowing walkers Lillian Gish at Route 21
Spread grindings in parking lot Bottoms Park
Load sweeping and yard waste containers

NOVEMBER 22, 2017

Clean catch basins Sweeping Oakhill Drive NE, Cedar Hill Circle,
Hickory Ave NE, Abraham Ave NW, Wagoner Street NW,
28th Street NW
Work on dump truck 871 prep for winter
Check Warmington Road SW potholes
Load street sweeping and yard waste containers

NOVEMBER 23-24 2017

THANKSGIVING HOLIDAY

NOVEMBER 27, 2017

Patch and roll Warmington Road SW
Sweep Warmington Road SW Finefrock Road SW
Pick up supplies Menards
Put steel plate on catch basin 1300 Walnut Road SE
Board up rear patio door Claremont Ave NW
Pickup supplies Lowes
Remove 2 expired Deer Richville Drive SE
Load yard waste and street sweeping containers

NOVEMBER 28, 2017

Patch and roll Warmington Road SW and 1100 Walnut Road SW
Sweep Lake Ave NE, Hankins Road NE and Wales Road NE
Pick up supplies Lowes
Secure front door vacant house Erie Street S
Fill diesel tank for patch
Work on barricades
Reset steel plate n catch basin 830 Phillips Road NE
Load street sweeping container

NOVEMBER 29, 2017

Patch and Roll Warmington Road SW
Sweep Downtown area parade route and tree lighting area
Deliver barricades downtown for parade and tree lighting
Deliver and set up stage downtown for tree lighting
Load street sweeping and yard waste containers

NOVEMBER 30, 2017

Patch and roll Warmington Road SW
Sweep 4th Street, Harvard Ave NE
Repair catch basin Campbell Circle NE
Pick up barricades parade route downtown
Pick up catch basin castings Lake Ave NE
Pick up barrels guardrail repair Lake Ave at Route 21
Load street sweeping and yard waste containers

TRAFFIC ACTIVITY REPORT

MONTH OF November 2017

| | |
|--------------|-------------------------------|
| TO: | Chief Keith T. Moser |
| FROM: | Patrolman Jeffrey A. Crawford |
| DATE: | December 5, 2017 |

In November of 2017 the Massillon Police Department issued a total of 157 traffic citations, 54 less traffic citations than were issued during the same time period last year. The Massillon Police Department made 15 arrests for OVI, 3 less than in November of 2016. Radar Citations for the month totaled 15 which was 15 less than last year during the same time period.

The Massillon Police Department handled a total of 98 traffic accidents during November. This was 7 more than last year at this time. There were 49 property damage accidents, 18 injury accidents, 31 accidents that occurred on private property, of the above accidents there were 20 hit skip accidents, there were 5 accidents that occurred as a direct result of alcohol and/or drugs during the month. There were 2 pedestrian accidents and no bicycle or motorcycle accidents during the month. The Massillon Police Department investigated 10 accidents involving juveniles that resulted in 3 injuries. There was 1 fatal accident.

In November 2017 there were 66 motor vehicles towed by the Massillon Police Department. This was 5 less than were towed in November of 2016. Of the above tows, 28 vehicles were towed from traffic accidents, 5 for traffic offenses of some type, 19 as a direct result of an arrest and 11 for parking violations. There were no stolen/recovered vehicles and 3 misc. tows. The traffic officer issued 16 parking citations and did not investigate any school bus violations during the month.

During the month of November 2017 the traffic officer was able to mail 22 certified letters in regards to junk and/or abandoned motor vehicles. The traffic officer submitted 14 title searches to the State of Ohio, Bureau of Motor Vehicles. During November the traffic officer was able to junk or title 15 motor vehicles. Also during the month of November the traffic officer issued or acted upon 29 notices (48/72 hour and/or 10/20 day notices). The traffic officer further sent numerous 2255's and driver's licenses to the state. The traffic officer logged and filed several license plates, and kept track of the motor vehicles awaiting court order for immobilization, confiscation or return to the owners.

As of the last day of November 2017 there were 45 motor vehicles sitting upon the impound lots of Reed's Incorporated and Patriot Towing Service. Of the 45 vehicles, several are waiting for court order to dispose of them. .

Following is a breakdown of the individual tows, accidents, citations and OVI arrests for the month of November 2017.

VEHICLES TOWED FOR NOVEMBER 2017 AND YEAR TO DATE

| REASON TOWED | NOV | YEAR TO DATE TOTALS |
|--------------|-----|------------------------|
| ACCIDENTS | 28 | 355 |
| TRAFFIC | 5 | 98 |
| PARKING | 11 | 154 |
| ARREST | 19 | 220 |
| STL/REC | 0 | 7 |
| MISC | 3 | 15 |
| TOTALS | 66 | 849 |

TOTALS FOR NOVEMBER 2017 AND FOR YEAR TO DATE

| CHARGE | NOV | Y.T.D. |
|---------------------------------------|-----|--------|
| ACD | 17 | 192 |
| AGGRAVATED VEHICULAR HOMICIDE | 0 | 0 |
| ALLOWING UNLICENSED DRIVER TO DRIVE | 0 | 2 |
| ATV ON CITY STREET | 0 | 0 |
| CHANGING LANES W/O CAUTION | 0 | 0 |
| COUNTERFIET PLATES | 0 | 0 |
| DEFECTIVE EXHAUST | 1 | 41 |
| DRAG RACING | 0 | 0 |
| DRIVING ALONE ON A T.P. | 0 | 8 |
| DRIVING OVER A FIRE HOSE | 0 | 0 |
| DUS | 19 | 321 |
| DWI | 15 | 213 |
| EXPIRED OL | 0 | 0 |
| EXPIRED/IMPROPER REGISTRATION | 5 | 69 |
| FAILURE TO CONTROL | 10 | 118 |
| FAILURE TO PRODUCE AN OL | 0 | 0 |
| FAILURE TO SIGNAL | 4 | 68 |
| FAILURE TO YIELD | 15 | 116 |
| FICTICIOUS REGISTRATION | 1 | 18 |
| HIT-SKIP | 2 | 30 |
| IMPEADING THE FREE FLOW OF TRAFFIC | 2 | 16 |
| IMPROPER BACKING | 1 | 16 |
| IMPROPER LANE USE | 14 | 126 |
| IMPROPER PASSING | 1 | 7 |
| IMPROPER START | 0 | 1 |
| IMPROPER TURN | 0 | 31 |
| INADEQUATE BRAKES | 0 | 0 |
| UNSECURE LOAD | 0 | 0 |
| LEFT OF CENTER | 0 | 5 |
| NO M.C. SAFTEY EQUIPMENT | 0 | 0 |
| NO HEADLIGHTS | 1 | 24 |
| NO OL | 10 | 105 |
| NO SEATBELT/CHILD RESTRAINTS | 5 | 104 |
| NO BRAKE/TAIL/LICENSE PLATE LIGHTS | 1 | 12 |
| OBSTRUCTION OF A CROSSWALK | 0 | 0 |
| OBSTRUCTION OF WINDSHIELD | 0 | 0 |
| OPEN CONTAINER | 2 | 17 |
| OVERWEIGHT VEHICLE | 0 | 0 |
| PARKING VIOLATIONS (INCLUDING HANDIC/ | 0 | 0 |
| PASSING A STOPPED SCHOOL BUS | 0 | 5 |
| PEELING TIRES | 0 | 3 |
| PROHIBITED VEHICLE ON A CITY STREET | 0 | 0 |
| RECKLESS OPERATION | 1 | 23 |
| RED LIGHT | 4 | 75 |
| SPEEDING | 15 | 339 |
| STOP SIGN | 2 | 45 |
| UNSAFE VEHICLE | 0 | 2 |
| WEAVING | 0 | 2 |
| WILLFUL FLEEING/FAILURE TO COMPLY | 1 | 6 |
| WRONG WAY ON A ONE WAY STREET | 0 | 2 |
| MISCELLANEOUS | 5 | 20 |
| VOIDED CITATIONS | 3 | 28 |
| TOTALS----- | 157 | 2201 |

TOTALS FOR NOVEMBER 2017 AND YEAR TO DATE

| OFFICERS NAME | ID# | Novembe | Novemb | Novembe | Novembe | Y.T.D. | Y.T.D. | Y.T.D. | Y.T.D. |
|------------------|-----|-----------|--------|-----------|---------|----------|--------|----------|--------|
| | | Citations | OVI'S | Accidents | Tows | Citation | OVI'S | Accident | Tows |
| Chief Moser | 75 | 0 | 0 | 0 | 0 | 0 | 0 | 0 | 0 |
| Capt. Covert | 80 | 0 | 0 | 0 | 0 | 0 | 0 | 0 | 0 |
| Capt. Peel | 82 | 0 | 0 | 0 | 0 | 0 | 0 | 0 | 0 |
| Lt. Pahlau | 43 | 0 | 0 | 0 | 0 | 0 | 0 | 0 | 0 |
| Lt. Carpenter | 85 | 0 | 0 | 0 | 0 | 0 | 0 | 0 | 0 |
| Lt. Greenfield | 83 | 0 | 0 | 1 | 1 | 10 | 0 | 9 | 4 |
| Lt. Saintenoy | 102 | 1 | 0 | 1 | 2 | 5 | 0 | 5 | 6 |
| Sgt. McCune | 95 | 4 | 0 | 3 | 1 | 17 | 0 | 16 | 8 |
| Sgt. Muntean | 70 | 2 | 0 | 2 | 1 | 16 | 2 | 14 | 10 |
| Sgt. K. Smith | 90 | 1 | 0 | 0 | 1 | 9 | 1 | 1 | 8 |
| Sgt. Rogers | 93 | 0 | 0 | 1 | 0 | 1 | 0 | 4 | 2 |
| Lt. Maier | 105 | 3 | 1 | 0 | 2 | 55 | 8 | 0 | 26 |
| Sgt. Harting | 113 | 0 | 0 | 3 | 0 | 13 | 1 | 11 | 8 |
| Ptl. Ricker | 63 | 1 | 0 | 2 | 3 | 20 | 0 | 24 | 23 |
| Ptl. Crawford | 71 | 0 | 0 | 0 | 11 | 0 | 0 | 0 | 135 |
| Ptl. Brown | 72 | 0 | 0 | 0 | 0 | 7 | 3 | 11 | 6 |
| Ptl. Anderson | 77 | 2 | 0 | 2 | 1 | 22 | 0 | 40 | 9 |
| Ptl. Slutz | 81 | 0 | 0 | 0 | 0 | 1 | 0 | 2 | 1 |
| Ptl. Solinger | 87 | 0 | 0 | 0 | 0 | 0 | 0 | 0 | 0 |
| Ptl. Fabianich | 89 | 0 | 0 | 0 | 0 | 0 | 0 | 0 | 0 |
| Ptl. Baumgardner | 94 | 0 | 0 | 0 | 0 | 0 | 0 | 0 | 0 |
| Ptl. J. Smith | 96 | 3 | 0 | 8 | 6 | 31 | 1 | 38 | 21 |
| Ptl. Riccio | 98 | 17 | 4 | 0 | 3 | 107 | 23 | 8 | 19 |
| Ptl. Davis | 99 | 3 | 0 | 3 | 0 | 37 | 1 | 45 | 23 |
| Ptl. D. Smith | 101 | 0 | 0 | 0 | 0 | 27 | 1 | 28 | 23 |
| Ptl. McConnell | 103 | 0 | 0 | 0 | 0 | 1 | 0 | 2 | 1 |
| Ptl. Boyer | 106 | 0 | 0 | 0 | 0 | 7 | 0 | 11 | 5 |
| Ptl. Gohlke | 107 | 0 | 0 | 0 | 0 | 2 | 1 | 0 | 1 |
| Ptl. Dadisman | 110 | 0 | 0 | 0 | 0 | 0 | 0 | 0 | 2 |
| Sgt. Edwards | 111 | 0 | 0 | 2 | 0 | 28 | 4 | 33 | 13 |
| Ptl. Fullmer | 118 | 7 | 0 | 5 | 1 | 70 | 4 | 38 | 23 |
| Ptl. Leon | 119 | 0 | 0 | 0 | 0 | 21 | 7 | 19 | 14 |
| Ptl. Hyatt | 120 | 0 | 0 | 2 | 0 | 29 | 0 | 46 | 18 |
| Pt. Spangler | 121 | 13 | 0 | 10 | 3 | 160 | 3 | 40 | 31 |
| Ptl. Slack | 123 | 16 | 1 | 9 | 8 | 223 | 16 | 34 | 58 |
| Ptl. Franklin | 124 | 7 | 1 | 2 | 2 | 171 | 17 | 30 | 40 |
| Ptl. Wood | 125 | 3 | 0 | 6 | 0 | 76 | 2 | 56 | 24 |
| Ptl. Moody | 126 | 10 | 0 | 3 | 0 | 186 | 13 | 55 | 33 |
| Ptl. Miller | 127 | 4 | 1 | 1 | 1 | 170 | 39 | 25 | 47 |
| Ptl. Ogletree | 128 | 8 | 1 | 6 | 4 | 123 | 9 | 46 | 29 |
| Ptl. Kruger | 129 | 20 | 2 | 2 | 6 | 243 | 30 | 30 | 74 |
| Ptl. Manos | 130 | 1 | 1 | 4 | 3 | 56 | 18 | 26 | 21 |
| Ptl. Stuhm | 131 | 1 | 0 | 0 | 0 | 51 | 3 | 43 | 22 |
| Ptl. Vincent | 132 | 6 | 1 | 2 | 1 | 101 | 3 | 60 | 33 |
| Ptl. Whims | 133 | 17 | 2 | 12 | 3 | 75 | 6 | 47 | 21 |
| Ptl. Antonides | 116 | 4 | 0 | 6 | 2 | 16 | 0 | 16 | 6 |
| Other | | 3 | 0 | 0 | 0 | 28 | 0 | 0 | 0 |
| Monthly Totals | | 157 | 15 | 98 | 66 | 2201 | 113 | 927 | 849 |

**MAYOR KATHY CATAZARO-PERRY
PLANT MANAGER WWTP-TONY ULRICH
CITY OF MASSILLON, OHIO INTERNAL CORRESPONDENCE**

WASTEWATER TREATMENT DEPARTMENT MONTHLY REPORT FOR: Date November

Date 12/6/2017 Plant Effluent Total Million Gallons 351.389

Plant Effluent Average Millon Gallons 11.713

| | | |
|--|----------------|--------------------|
| Daily Average Effluent Suspended Solids | 10.3 | mg/l |
| Daily Average Effluent BOD | 10.2 | mg/l |
| Total Sludge Hauled | 1186.65 | Dry Tons |
| Total Sewer calls | 8 | Collections |
| Sanitary Sewer Jetted | 26,930 | Feet |
| Collection Water Usage | 21,369 | Gallons |
| Sanitary Sewer Footage Camera | 366.3 | Feet |
| Total Overtime For WWTP Dept | 24.2 | Hours |

Ward 1 \$0.00

Ward 2 \$0.00

Ward 3 \$0.00

Ward 4 \$0.00

Ward 5 \$0.00

ward 6 \$0.00

Sewer Repair Cost \$0.00

| ADDRESS | ZIP | SERVICE | DPA AMOUNT | RRS/Full Rehab AMOUNT | TOTAL | BALANCE |
|--------------------------------------|-------|---------------|-------------|-----------------------|-------------|---------------|
| | | | | | | \$ 30,000.00 |
| 834 - 8th Street NE | 44646 | Homebuyer | \$ 2,185.32 | \$ 5,000.00 | | \$ 93,684.37 |
| 525 Standish NW | 44646 | Homebuyer | \$ 3,900.00 | \$ 5,000.00 | | \$ 86,499.05 |
| 208-19th Street SE | 44646 | Homebuyer RRS | | (\$655.00) | \$ 4,345.00 | \$ 77,599.05 |
| 340 Monroe Street NW | 44647 | Homebuyer | \$ 3,780.00 | \$ 5,000.00 | | \$ 81,944.05 |
| 1855 Greentree Pl SE | 44646 | Homebuyer | \$ 6,353.70 | \$ 5,000.00 | | \$ 73,164.04 |
| 1823 Vermont SE | 44646 | Homebuyer | \$ 4,200.00 | \$ 5,000.00 | | \$ 61,810.35 |
| 1726 - 16th Street SE | 44646 | Rehab | | 23,025.00 | | \$ 52,610.35 |
| May 1, 2017 - November 30, 2017 HOME | | | | | | \$ 29,585.35 |
| 404 Monroe St. NW | 44647 | Homebuyer | \$ 3,990.00 | \$ 5,000.00 | | \$ 20,595.35 |
| 714 - 14th Street | 44646 | Homebuyer RRS | | | \$ 985.00 | \$ 21,580.35 |
| 1823 Vermont SE | 44646 | Homebuyer RRS | | | \$ 3,005.00 | \$ 24,585.35 |
| 1855 Greentree Pl SE | 44646 | Homebuyer RRS | | | \$ 4,846.50 | \$ 29,431.85 |
| 1114 - 13th Street SE | 44646 | Full Rehab | | \$29,380.00 | | \$51.85 |
| 418 - 7th Street NE | 44646 | Homebuyer RRS | | | \$ 655.00 | \$706.85 |
| 834 - 8th Street NE | 44646 | Homebuyer RRS | | | \$ 5.00 | \$711.85 |
| | | | | | | 27,784.00 |
| 404 Monroe St. NW | 44647 | Homebuyer RRS | \$ 4,980.00 | | | 28,495.85 |
| 401 - 17th Street NE | 44646 | Full Rehab | | \$25,000.00 | \$ 20.00 | \$28,515.85 |
| | | | | | | \$3,515.85 |
| | | | | | | \$ 97,161.00 |
| 2166 Priscilla Avenue NW | 44647 | Homebuyer | \$ 4,732.78 | \$ 5,000.00 | \$ 4,880.00 | \$100,676.85 |
| 722 Geiger | 44646 | Full Rehab | | \$24,580.00 | | \$ 105,556.85 |
| 753 Erie Street N | 44646 | Homebuyer | \$ 3,414.00 | \$ 5,000.00 | | \$80,976.85 |
| 1014 Yale Avenue NE | 44646 | Homebuyer | \$5,100.00 | \$5,000.00 | | \$72,562.85 |
| 26 Goose NW | 44646 | Homebuyer | \$5,340.00 | \$5,000.00 | | \$62,562.85 |
| 219 - 25th Street NW | 44647 | Homebuyer | \$3,960.00 | \$5,000.00 | | \$52,122.85 |
| 2141 Mayflower Avenue NW | 44647 | Homebuyer | \$5,394.00 | \$5,000.00 | | \$43,162.85 |
| | | | | | | \$32,768.85 |